

Michigan Department of Treasury  
Office of Revenue and Tax Analysis  
PO Box 30722  
Lansing MI 48909

**RE: Compliance Form 4886 for Village of South Rockwood, MI Transparency & Accountability**

The Village of South Rockwood is pleased to submit form 4886 with the required documents per Public Act 59, in compliance with the State of Michigan's Economic Vitality Incentive Program (EVIP).

The Village of South Rockwood has chosen to use a web-service for this requirement, and has partnered with Munetrix to showcase our data.

**Included with this letter are the required documents for Village of South Rockwood's:**

- Citizen's Guide to Finances
- Performance Dashboard
- Debt Service Report
- Projected Budget Report

We have made the data available to the public via a link on our website; as well we will make available limited quantities of paper copies in our municipality lobby. You will find the confirmation of our website link and various supporting transparency documentation included with this letter.

We look forward to receiving these important EVIP funds from the State of Michigan and trust you will contact us if there are any questions or concerns.

Sincerely,



Willene Harold  
Willene Harold  
Administrator/Clerk

Michigan Department of Treasury  
(Recreated) 4886 (Rev 07-13)

### Economic Vitality Incentive Program/County Incentive Program Certification of Accountability and Transparency


Issued under authority of 2013 Public Act 59. Filing is mandatory to qualify for payments.

Each city/village/township/county applying for Accountability and Transparency payments must:

1. Certify to the Michigan Department of Treasury (Treasury) that the local unit listed below has produced and made readily available to the public, a Citizen's Guide, a Performance Dashboard, a Debt Service Report, and a Projected Budget Report as required by 2013 Public Act 59. The Citizen's Guide, Performance Dashboard, Debt Service Report, and Projected Budget Report shall be made available for public viewing in the clerk's office or posted on a publicly accessible Internet site.
2. Submit to Treasury a Citizen's Guide, Performance Dashboard, Debt Service Report, and Projected Budget Report.

**City/village/township:** This certification, along with a Citizen's Guide, Performance Dashboard, Debt Service Report, and Projected Budget Report, **must be received by October 1, 2013** to receive the October and December payments or on or before November 30, 2013 to receive the December payment. Post mark dates will not be considered. For questions, call (517) 373-2697.

**County:** This certification, along with a Citizen's Guide, Performance Dashboard, Debt Service Report, and Projected Budget Report, **must be received by October 1, 2013** (or the first day of a payment month) in order to qualify for that month's payment. Post mark dates will not be considered. For questions, call (517) 373-2697.

PART 1: LOCAL UNIT INFORMATION			
Local Unit Name Village of South Rockwood		Local Unit County Name Monroe	
Local Unit Code 583050		Contact E-Mail Address willene.harold@comcast.net	
Contact Name Willene Harold	Contact Title Administrator/Clerk	Contact Phone Number 734-379-3683	Extension
Website Address, if reports are available online <a href="http://munetrix.com/sections/data/municipal.php?MuniID=1261&amp;Type=Village">http://munetrix.com/sections/data/municipal.php?MuniID=1261&amp;Type=Village</a>			
PART 2: CERTIFICATION			
<i>In accordance with 2013 Public Act 59, the undersigned hereby certifies to Treasury that the above mentioned local unit has produced a Citizen's Guide, Performance Dashboard, Debt Service Report, and a Projected Budget Report and has made them available for public viewing in the city, village, township, or county clerk's office or has posted them on a publicly accessible Internet site. The Citizen's Guide, Performance Dashboard, Debt Service Report, and Projected Budget Report are attached to this signed certification.</i>			
Chief Administrative Officer Signature (as defined in MCL 141.422b) 		Printed Name of Chief Administrative Officer (as defined in MCL 141.422b) Willene Harold	
Title Administrator/Clerk		Date September 27, 2013	

Completed and signed form (including required attachments) should be e-mailed to: **TreasRevenueSharing@michigan.gov**  
If you are unable to submit via e-mail, fax to (517) 335-3298 or mail the completed form and required attachments to:

Michigan Department of Treasury  
Office of Revenue and Tax Analysis  
PO Box 30722  
Lansing MI 48909

TREASURY USE ONLY		
EVIP/CIP Y N	Certification Received	EVIP/CIP Notes
Final Certification	Citizens Guide Received	
	Performance Dashboard Received	
	Debt Service Report Received	
	Projected Budget Report Received	

### General Info

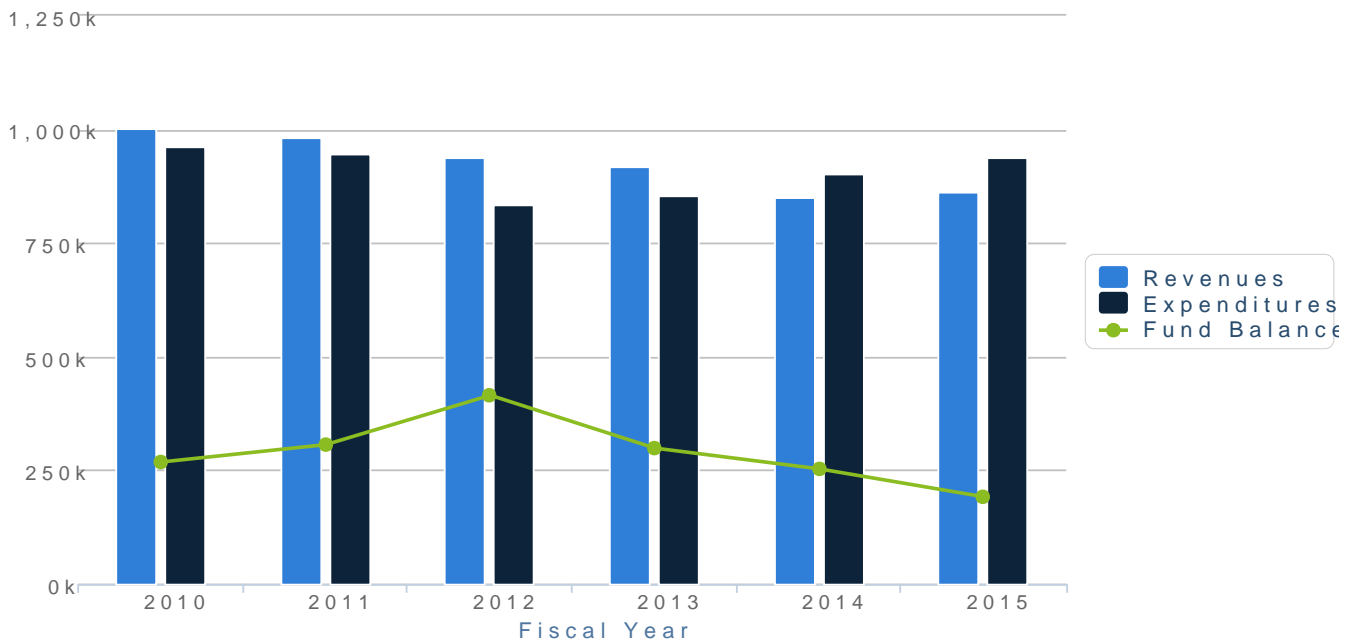
Name	Type	Fiscal Year End	Population (2010)	Phone	Website
South Rockwood	Village	June	1,675	(734) 379-3683	http://www.villageofsouthrockwoodmi.com

### Multi-Year General Fund Only

Year	Data Status	Fiscal Score	Population	Operating Millage	General Fund Revenues	General Fund Expenditures	Available Fund Balance	Taxable Value
2015	Forecast	1	1,675	13.7360	\$861,891	\$939,888	\$191,279	\$34,613,514
2014	Budget	1	1,675	13.7360	\$849,242	\$902,846	\$252,721	\$34,613,514
2013	Unaudited	1	1,675	13.7360	\$919,146	\$852,992	\$298,468	\$34,989,091
2012	Historic	1	1,675	13.7360	\$936,957	\$836,008	\$414,734	\$34,989,091
2011	Historic	1	1,675	13.7360	\$980,974	\$947,037	\$306,139	\$37,358,321
2010	Historic	1	1,675	13.7360	\$1,001,773	\$964,385	\$267,905	\$42,638,535



### How We Have Managed Our Resources



**2015 Notes:**

We expect Revenues to increase around \$11,000, while Expenditures will increase around \$37,000 - mainly due to the purchase of a new Police vehicle.

**2014 Notes:**

Sewer Budget will increase due to the need to replace a secondary pump station.

Police Budget will increase due to the need to replace a patrol car.

General Government Budget may increase because of the need to hire a part-time deputy clerk. A part time deputy clerk was laid off two years ago and is has been difficult to maintain office hours and complete necessary tasks with the increase in regulations.

**2013 Notes:**

The Village of South Rockwood does not have a retiree pension plan or OPEB

**2012 Notes:**

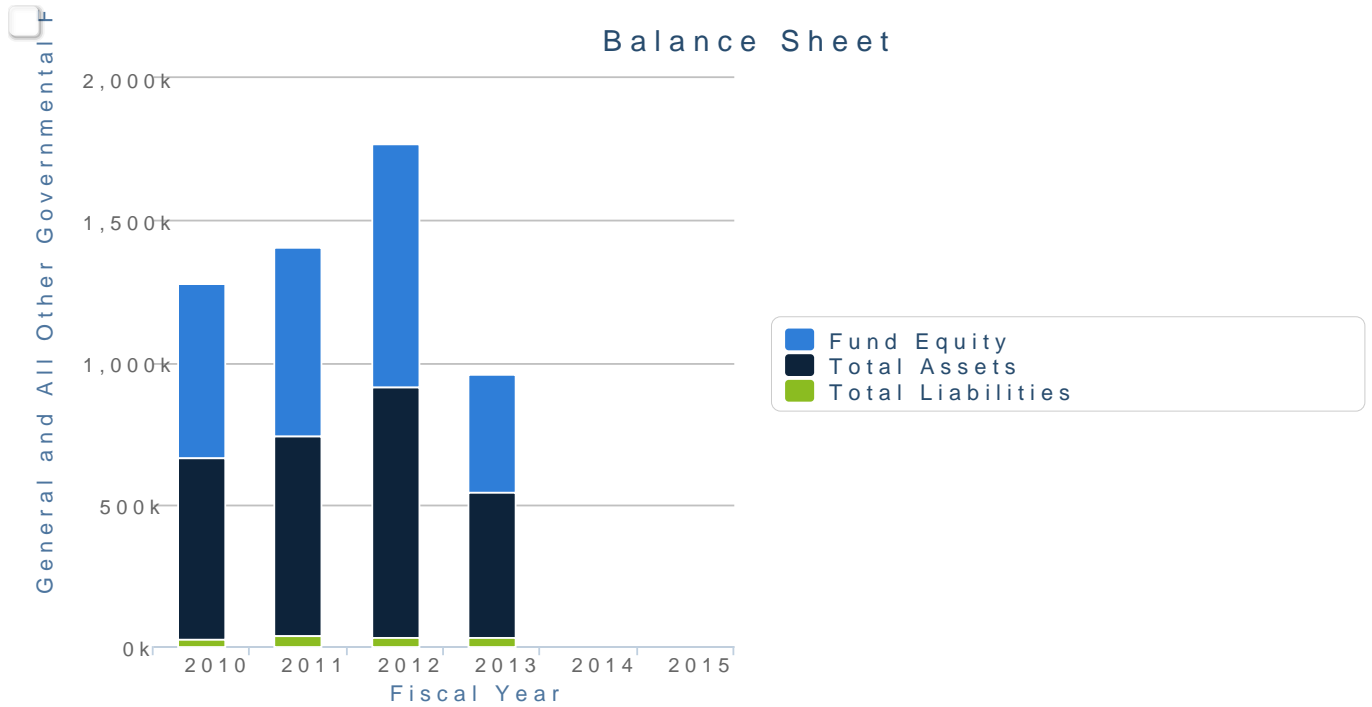
The Village of South Rockwood does not have a retiree pension plan or OPEB.

## Financial Statement

Including General Fund and All Other Governmental Funds but excludes Enterprise and Component Unit funds

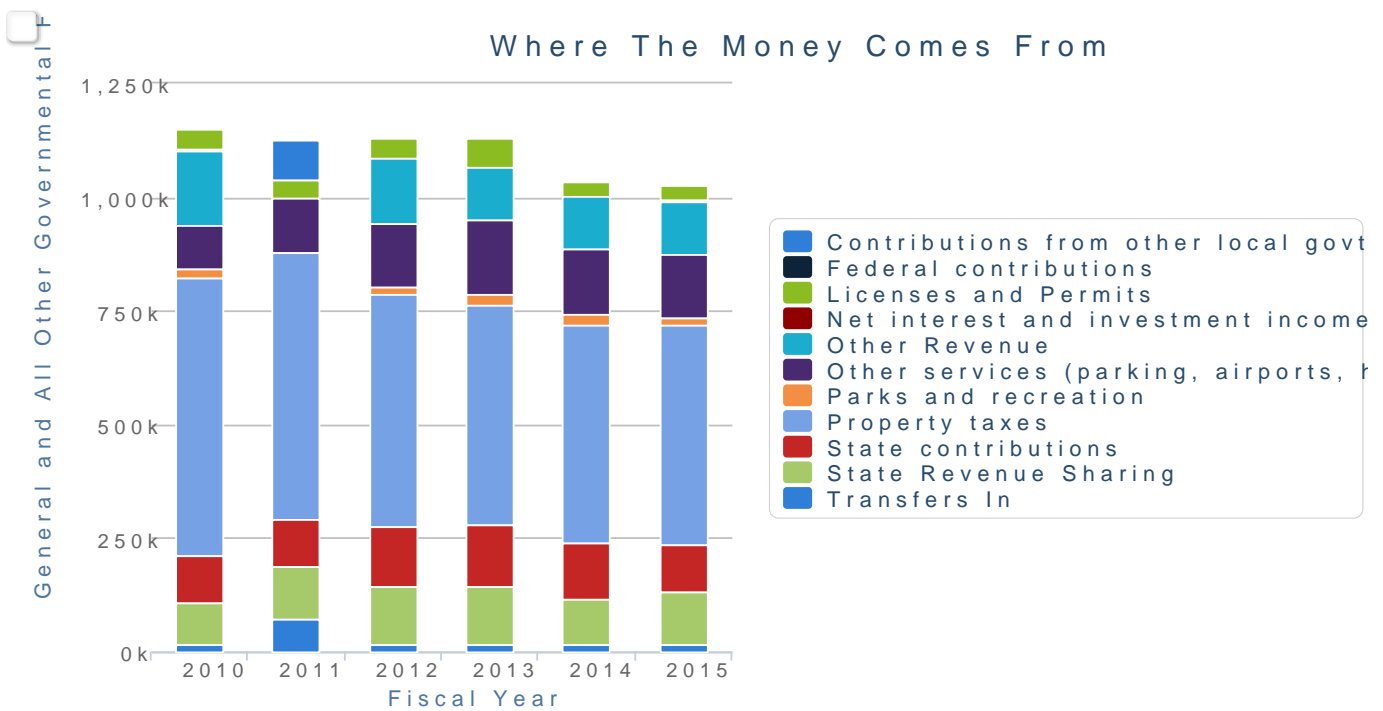
### Balance Sheet

Category Name	2015	2014	2013	2012	2011	2010
Fund Equity	\$0	\$0	\$414,684	\$853,884	\$666,369	\$616,244
Total Assets			\$512,179	\$884,447	\$702,543	\$639,417
Total Liabilities	\$0	\$0	\$31,022	\$30,563	\$36,174	\$23,173



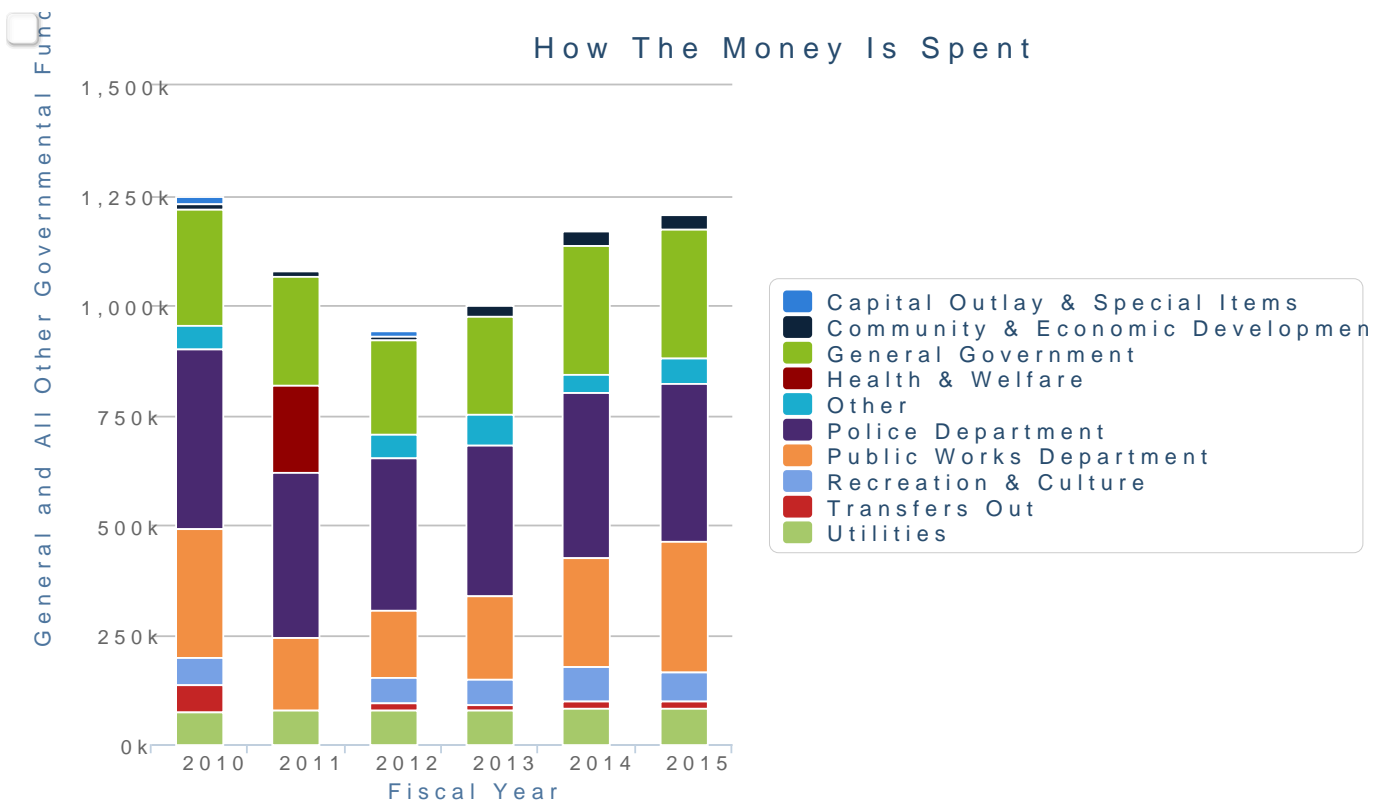
**Revenues**

Category Name	2015	2014	2013	2012	2011	2010
Contributions from other local govts			\$0		\$87,962	
Federal contributions			\$0			
Licenses and Permits	\$31,641	\$32,340	\$61,485	\$42,830	\$41,369	\$46,371
Net interest and investment income	\$1,280	\$714	\$744	\$1,498		\$2,831
Other Revenue	\$117,600	\$117,450	\$117,487	\$143,357		\$162,944
Other services (parking, airports, housing, etc.)	\$139,300	\$143,432	\$161,856	\$140,572	\$119,359	\$95,823
Parks and recreation	\$16,900	\$24,500	\$26,206	\$17,308		\$21,588
Property taxes	\$481,000	\$476,951	\$481,329	\$510,284	\$587,641	\$607,638
State contributions	\$103,750	\$125,780	\$136,295	\$132,720	\$106,024	\$106,857
State Revenue Sharing	\$118,000	\$100,000	\$129,220	\$127,162	\$113,003	\$91,709
Transfers In	\$15,000	\$15,000	\$15,000	\$15,000	\$72,707	\$15,000
<b>Total</b>	<b>\$1,024,471</b>	<b>\$1,036,167</b>	<b>\$1,129,622</b>	<b>\$1,130,731</b>	<b>\$1,128,065</b>	<b>\$1,150,761</b>



### Expenses

Category Name	2015	2014	2013	2012	2011	2010
Capital Outlay & Special Items				\$13,210		\$15,928
Community & Economic Development	\$31,608	\$32,108	\$24,796	\$9,805	\$12,267	\$13,144
General Government	\$294,003	\$295,053	\$225,811	\$212,962	\$248,336	\$265,452
Health & Welfare					\$196,534	
Other	\$59,450	\$39,450	\$69,260	\$53,286		\$52,710
Police Department	\$357,335	\$376,084	\$343,712	\$348,950	\$378,093	\$406,874
Public Works Department	\$297,669	\$247,844	\$190,932	\$153,779	\$165,358	\$295,525
Recreation & Culture	\$67,476	\$81,097	\$55,194	\$57,344		\$62,587
Transfers Out	\$15,000	\$15,000	\$15,000	\$15,000		\$58,970
Utilities	\$83,306	\$82,626	\$76,699	\$78,880	\$77,352	\$76,094
<b>Total</b>	<b>\$1,205,847</b>	<b>\$1,169,262</b>	<b>\$1,001,404</b>	<b>\$943,216</b>	<b>\$1,077,940</b>	<b>\$1,247,284</b>



**Supplementary Information (Pension / OPEB)**

Category Name	2015	2014	2013	2012	2011	2010
Pensions Actuarial Liability	N/A	N/A	N/A	N/A	N/A	N/A
Pension Fund Assets	N/A	N/A	N/A	N/A	N/A	N/A
OPEB Actuarial Liability	N/A	N/A	N/A	N/A	N/A	N/A
OPEB Fund Assets	N/A	N/A	N/A	N/A	N/A	N/A



**Pension Fund Status**



**All Years Notes:**  
NO PENSION



**Other Post-Employment Benefit Fund Status**



**All Years Notes:**  
NO OPEB



**Fund Equity Detail**

<b>Category Name</b>	<b>2015</b>	<b>2014</b>	<b>2013</b>	<b>2012</b>	<b>2011</b>	<b>2010</b>
Assigned	\$0	\$0	\$0	\$111,735		
Committed	\$0	\$0	\$0	\$20,268		
Designated					\$93,338	
Nonspendable	\$0	\$0	\$0	\$11,179		
Reserved / Restricted					\$273,792	\$11,943
Restricted	\$0	\$0	\$37,951	\$345,098		
Unassigned/Unrestricted	\$0	\$0	\$376,733	\$365,604		
Undesignated / Unreserved / Unrestricted					\$299,239	\$604,301

## Fiscal Stability

	FY 2011	FY 2012	Progress
Annual General Fund expenditures per capita	\$565	\$499	↑
Fund balance as % of annual General Fund expenditures	32.3%	49.6%	↑
Other Post Employment Benefits % Funded	0%	0%	↔
Pension % Funded	0%	0%	↔
Debt burden per capita	\$96	\$33	↑

## Public Safety

	2011	2012	Progress
Crimes against persons per thousand residents	10.1	9.6	↑
Crimes against property per thousand residents	15.5	34.6	↓
Crimes against society per thousand residents	47.8	56.1	↓
Other crimes per thousand residents	38.2	57.3	↓

## Quality of Life

	FY 2011	FY 2012	Progress
Acres of park per thousand residents	0	0	↔
Percent of General Fund budget committed to arts culture and recreation	0%	6.9%	↑

## Traffic Safety

	FY 2011	FY 2012	Progress
Traffic crashes non-injury	32	24	↑
Traffic crashes injuries or fatalities	6	10	↓

## School District Enrollment

	2012	2013	Progress
Airport Community Schools	2,693	2,656	↓

	Notes
OPEB Comments	NO OPEB
Pension Comments	NO PENSION

Data Updated: 9/27/2013 2:35:00 PM

**Village of South Rockwood  
Local Code: 58-3050  
Long-term Debt Summary Report**

**Bonds & contracts payable**

**Fiscal Years**

Name	2013	2014	2015	2016
1998 Sewer System Plant Expansion Bonds, South Huron Valley Utility Authority:	12,006	11,964	11,955	11,977
2002 Michigan Municipal Bond Authority Drinking Water Revolving Fund:	98,250	96,375	99,500	97,500
2004 South Huron Valley Utility Authority SRF Bond:	12,613	12,634	12,650	12,662
2010 Sewer System Improvements Bond:	4,411	4,347	4,435	4,357
2011 South Huron Valley Utility Authority Sewer System Improvement Bonds:	4,147	4,522	4,557	4,590
<b>Subtotal for Bonds &amp; contracts payable</b>	<b>\$131,427</b>	<b>\$129,842</b>	<b>\$133,097</b>	<b>\$131,086</b>

**Other contractual debt**

**Fiscal Years**

Name	2013	2014	2015	2016
Woodhaven Plant Capacity Purchases:	11,262	11,271	11,278	11,290
<b>Subtotal for Other contractual debt</b>	<b>\$11,262</b>	<b>\$11,271</b>	<b>\$11,278</b>	<b>\$11,290</b>
<b>Total Principal &amp; Interest</b>	<b>\$142,689</b>	<b>\$141,113</b>	<b>\$144,375</b>	<b>\$142,376</b>

**Village of South Rockwood  
Complete Debt Report for  
1998 Sewer System Plant Expansion Bonds, South Huron Valley Utility  
Authority:**

**Issuance Information**

**Debt Type:** Bonds & contracts payable  
**Activity Type:** Government  
**Repayment Source:** Sewer Revenues  
**Issuance Date:** 1998-09-29  
**Issuance Amount:** \$195,620  
**Interest Rate:** 2.250  
**Maturing Through:** 2020  
**Principal Maturity Range:** \$9,923 - \$11,848  
**Internal Tracking ID:** 1998  
**Registrar / Agent:** South Huron Valley Utility Authority  
**Purpose:** Treatment Plant Expansion South Rockwood's Share 0.735%  
**Fund Number:** 590-000-210.000

**Comments:** South Huron Valley Utility Authority is a sewer procession plant owned by seven communities. Each community pays their propoortinate share of any debt issuance. South Rockwood's share of the 1998 Plant Expansion Bond is 0.735% or \$195,620 The purpose of this bond was to expand the capacity of the treatment plant

**Payment Schedule**

<b><u>Date Due</u></b>	<b><u>Interest Rate</u></b>	<b><u>Principal</u></b>	<b><u>Interest</u></b>	<b><u>Payment</u></b>	<b><u>Adjustments</u></b>	<b><u>Balance</u></b>
2012-10-01		9,923.00	1,097.00	\$11,020.00		\$87,627.00
2013-04-01			986.00	\$986.00		\$87,627.00
2013-10-01		10,106.00	986.00	\$11,092.00		\$77,521.00
2014-04-01			872.00	\$872.00		\$77,521.00
2014-10-01		10,327.00	872.00	\$11,199.00		\$67,194.00
2015-04-01			756.00	\$756.00		\$67,194.00
2015-10-01		10,584.00	756.00	\$11,340.00		\$56,610.00
2016-04-01			637.00	\$637.00		\$56,610.00
2016-10-01		10,805.00	637.00	\$11,442.00		\$45,805.00
2017-04-01			515.00	\$515.00		\$45,805.00
2017-10-01		11,062.00	515.00	\$11,577.00		\$34,743.00
2018-04-01			391.00	\$391.00		\$34,743.00
2018-10-01		11,319.00	391.00	\$11,710.00		\$23,424.00
2019-04-01			264.00	\$264.00		\$23,424.00
2019-10-01		11,576.00	264.00	\$11,840.00		\$11,848.00
2020-04-01			133.00	\$133.00		\$11,848.00
2020-10-01		11,848.00	133.00	\$11,981.00		

---

Totals	\$97,550.00	\$10,205.00	\$107,755.00	\$0.00
--------	-------------	-------------	--------------	--------

**Village of South Rockwood  
Complete Debt Report for  
2002 Michigan Municipal Bond Authority Drinking Water Revolving Fund:**

**Issuance Information**

**Debt Type:** Bonds & contracts payable  
**Activity Type:** Government  
**Repayment Source:** Revenue  
**Issuance Date:** 2002-09-26  
**Issuance Amount:** \$1,530,000  
**Interest Rate:** 2.50  
**Maturing Through:** 2023  
**Principal Maturity Range:** \$75,000 - \$95,000  
**Internal Tracking ID:** DWRF Water  
**Registrar / Agent:** Monroe County Drain Commission  
**Purpose:** Partial replacement of mains, hydrants and valves and looping the system to eliminated dead end lines.  
**Fund Number:** 591-000-220-000

**Comments:** This DWRF Bond was issued through the Monroe County Drain Commission to make improvements to the Village's water system. The project extended mains to loop the system, replace some troublesome mains, valves and hydrants and created an emergency source for water should problems arise with the one master connection with DWSD.

**Payment Schedule**

<u>Date Due</u>	<u>Interest Rate</u>	<u>Principal</u>	<u>Interest</u>	<u>Payment</u>	<u>Adjustments</u>	<u>Balance</u>
2012-10-01			11,625.00	\$11,625.00		\$930,000.00
2013-04-01		75,000.00	11,625.00	\$86,625.00		\$855,000.00
2013-10-01			10,687.00	\$10,687.00		\$855,000.00
2014-04-01		75,000.00	10,688.00	\$85,688.00		\$780,000.00
2014-10-01			9,750.00	\$9,750.00		\$780,000.00
2015-04-01		80,000.00	9,750.00	\$89,750.00		\$700,000.00
2015-10-01			8,750.00	\$8,750.00		\$700,000.00
2016-04-01		80,000.00	8,750.00	\$88,750.00		\$620,000.00
2016-10-01			7,750.00	\$7,750.00		\$620,000.00
2017-04-01		80,000.00	7,750.00	\$87,750.00		\$540,000.00
2017-10-01			6,750.00	\$6,750.00		\$540,000.00
2018-04-01		85,000.00	6,750.00	\$91,750.00		\$455,000.00
2018-10-01			5,688.00	\$5,688.00		\$455,000.00
2019-04-01		85,000.00	5,688.00	\$90,688.00		\$370,000.00
2019-10-01			4,625.00	\$4,625.00		\$370,000.00
2020-04-01		90,000.00	4,625.00	\$94,625.00		\$280,000.00

2020-10-01		3,500.00	\$3,500.00	\$280,000.00
2021-04-01	90,000.00	3,500.00	\$93,500.00	\$190,000.00
2021-10-01		2,375.00	\$2,375.00	\$190,000.00
2022-04-01	95,000.00	2,375.00	\$97,375.00	\$95,000.00
2022-10-01		1,187.00	\$1,187.00	\$95,000.00
2023-04-01	95,000.00	1,187.00	\$96,187.00	
<hr/>				
Totals	\$930,000.00	\$145,375.00	\$1,075,375.00	\$0.00

**Village of South Rockwood  
Complete Debt Report for  
2004 South Huron Valley Utility Authority SRF Bond:**

**Issuance Information**

**Debt Type:** Bonds & contracts payable  
**Activity Type:** Government  
**Repayment Source:** Sewer Revenues  
**Issuance Date:** 2004-06-24  
**Issuance Amount:** \$203,762  
**Interest Rate:** 2.125  
**Maturing Through:** 2026  
**Principal Maturity Range:** \$9,393 - \$12,376  
**Internal Tracking ID:** 2004  
**Purpose:** Sewer System Plant Expansion  
**Fund Number:** 590-000-212.000

**Comments:** South Huron Valley Utility Authority Bond Issue. The South Huron Valley Utility Authority Wastewater Treatment Plan is owned by seven municipalities of which the Village of South Rockwood owns a small portion. Original Issue of \$9,220,000. Village of South Rockwood's share 2.210%, equaling \$203,762. South Huron Valley Utility Authority Bond Issue. The purpose of this issue was to finance the construction of an Equalization Basin.

**Payment Schedule**

<u>Date Due</u>	<u>Interest Rate</u>	<u>Principal</u>	<u>Interest</u>	<u>Payment</u>	<u>Adjustments</u>	<u>Balance</u>
2012-10-01			1,610.00	\$1,610.00		\$151,495.00
2013-04-01		9,393.00	1,610.00	\$11,003.00		\$142,102.00
2013-10-01			1,510.00	\$1,510.00		\$142,102.00
2014-04-01		9,614.00	1,510.00	\$11,124.00		\$132,488.00
2014-10-01			1,408.00	\$1,408.00		\$132,488.00
2015-04-01		9,834.00	1,408.00	\$11,242.00		\$122,654.00
2015-10-01			1,303.00	\$1,303.00		\$122,654.00
2016-04-01		10,056.00	1,303.00	\$11,359.00		\$112,598.00
2016-10-01			1,196.00	\$1,196.00		\$112,598.00
2017-04-01		10,166.00	1,196.00	\$11,362.00		\$102,432.00
2017-10-01			1,088.00	\$1,088.00		\$102,432.00
2018-04-01		10,387.00	1,088.00	\$11,475.00		\$92,045.00
2018-10-01			978.00	\$978.00		\$92,045.00
2019-04-01		10,608.00	978.00	\$11,586.00		\$81,437.00
2019-10-01			865.00	\$865.00		\$81,437.00
2020-04-01		10,939.00	865.00	\$11,804.00		\$70,498.00
2020-10-01			749.00	\$749.00		\$70,498.00



2021-04-01	11,160.00	749.00	\$11,909.00	\$59,338.00
2021-10-01		630.00	\$630.00	\$59,338.00
2022-04-01	11,382.00	630.00	\$12,012.00	\$47,956.00
2022-10-01		510.00	\$510.00	\$47,956.00
2023-04-01	11,602.00	510.00	\$12,112.00	\$36,354.00
2023-10-01		386.00	\$386.00	\$36,354.00
2024-04-01	11,823.00	386.00	\$12,209.00	\$24,531.00
2024-10-01		261.00	\$261.00	\$24,531.00
2025-04-01	12,155.00	261.00	\$12,416.00	\$12,376.00
2025-10-01		132.00	\$132.00	\$12,376.00
2026-04-01	12,376.00	132.00	\$12,508.00	
Totals	\$151,495.00	\$25,252.00	\$176,747.00	\$0.00

## Village of South Rockwood Complete Debt Report for 2010 Sewer System Improvements Bond:

### Issuance Information

**Debt Type:** Bonds & contracts payable  
**Activity Type:** Government  
**Repayment Source:** Sewer Revenues  
**Issuance Date:** 2010-12-22  
**Issuance Amount:** \$48,672  
**Interest Rate:** 4.0-6.375  
**Maturing Through:** 2030  
**Principal Maturity Range:** \$1,825 - \$4,107  
**Internal Tracking ID:** 2010  
**Registrar / Agent:** South Huron Valley Utility Authority  
**Purpose:** Make Required Improvements at the South Huron Valley Utility Authority Treatment Plant  
**Fund Number:** 590-000-213-001

**Comments:** The original bond was issued to the South Huron Valley Utility Authority. The South Huron Valley Utility Authority Wastewater Treatment Plan is owned by seven municipalities of which the Village of South Rockwood owns a small portion. This bond was issued in the amount of \$1,600,000 with the Village of South Rockwood share set at 3.042%, equaling \$48,672. The purpose being the the sludge tank storage repair.

### Payment Schedule

<u>Date Due</u>	<u>Interest Rate</u>	<u>Principal</u>	<u>Interest</u>	<u>Payment</u>	<u>Adjustments</u>	<u>Balance</u>
2012-11-01			1,293.00	\$1,293.00		\$46,999.00
2013-05-01		1,825.00	1,293.00	\$3,118.00		\$45,174.00
2013-11-01			1,261.00	\$1,261.00		\$45,174.00
2014-05-01		1,825.00	1,261.00	\$3,086.00		\$43,349.00
2014-11-01			1,229.00	\$1,229.00		\$43,349.00
2015-05-01		1,977.00	1,229.00	\$3,206.00		\$41,372.00
2015-11-01			1,190.00	\$1,190.00		\$41,372.00
2016-05-01		1,977.00	1,190.00	\$3,167.00		\$39,395.00
2016-11-01			1,137.00	\$1,137.00		\$39,395.00
2017-05-01		2,129.00	1,137.00	\$3,266.00		\$37,266.00
2017-11-01			1,081.00	\$1,081.00		\$37,266.00
2018-05-01		2,129.00	1,081.00	\$3,210.00		\$35,137.00
2018-11-01			1,024.00	\$1,024.00		\$35,137.00
2019-05-01		2,282.00	1,024.00	\$3,306.00		\$32,855.00
2019-11-01			964.00	\$964.00		\$32,855.00
2020-05-01		2,282.00	964.00	\$3,246.00		\$30,573.00
2020-11-01			903.00	\$903.00		\$30,573.00

2021-05-01	2,586.00	903.00	\$3,489.00	\$27,987.00
2021-11-01		835.00	\$835.00	\$27,987.00
2022-05-01	2,434.00	835.00	\$3,269.00	\$25,553.00
2022-11-01		770.00	\$770.00	\$25,553.00
2023-05-01	2,586.00	770.00	\$3,356.00	\$22,967.00
2023-11-01		702.00	\$702.00	\$22,967.00
2024-05-01	2,738.00	702.00	\$3,440.00	\$20,229.00
2024-11-01		629.00	\$629.00	\$20,229.00
2025-05-01	2,890.00	629.00	\$3,519.00	\$17,339.00
2025-11-01		553.00	\$553.00	\$17,339.00
2026-05-01	2,890.00	553.00	\$3,443.00	\$14,449.00
2026-11-01		461.00	\$461.00	\$14,449.00
2027-05-01	3,042.00	461.00	\$3,503.00	\$11,407.00
2027-11-01		364.00	\$364.00	\$11,407.00
2028-05-01	3,498.00	364.00	\$3,862.00	\$7,909.00
2028-11-01		252.00	\$252.00	\$7,909.00
2029-05-01	3,802.00	252.00	\$4,054.00	\$4,107.00
2029-11-01		131.00	\$131.00	\$4,107.00
2030-05-01	4,107.00	130.00	\$4,237.00	
Totals	\$46,999.00	\$29,557.00	\$76,556.00	\$0.00

**Village of South Rockwood  
Complete Debt Report for  
2011 South Huron Valley Utility Authority Sewer System Improvement  
Bonds:**

**Issuance Information**

**Debt Type:** Bonds & contracts payable  
**Activity Type:** Government  
**Repayment Source:** Sewer Revenues  
**Issuance Date:** 2011-06-24  
**Issuance Amount:** \$70,687  
**Interest Rate:** 2.500  
**Maturing Through:** 2031  
**Principal Maturity Range:** \$2,783 - \$4,389  
**Internal Tracking ID:** 2011  
**Registrar / Agent:** South Huron Valley Utility Authority  
**Purpose:** Improvements at the South Huron Valley Utility Authority Treatment Plant  
**Fund Number:** 590-000-213-003

**Comments:** This bond was issued to the South Huron Valley Utility Authority. The South Huron Valley Utility Authority Wastewater Treatment Plan is owned by seven municipalities of which the Village of South Rockwood owns a small portion. The original bond issued to the South Huron Valley Utility Authority was in the amount of \$3,310,000. The Village of South Rockwood share was set at 2.141% equaling \$70,867. The purpose of this bond issue was the re-lining of the Trenton Arm of the transmission main.

**Payment Schedule**

<u>Date Due</u>	<u>Interest Rate</u>	<u>Principal</u>	<u>Interest</u>	<u>Payment</u>	<u>Adjustments</u>	<u>Balance</u>
2012-10-01			513.00	\$513.00		\$68,084.00
2013-04-01		2,783.00	851.00	\$3,634.00		\$65,301.00
2013-10-01			816.00	\$816.00		\$65,301.00
2014-04-01		2,890.00	816.00	\$3,706.00		\$62,411.00
2014-10-01			780.00	\$780.00		\$62,411.00
2015-04-01		2,997.00	780.00	\$3,777.00		\$59,414.00
2015-10-01			743.00	\$743.00		\$59,414.00
2016-04-01		3,104.00	743.00	\$3,847.00		\$56,310.00
2016-10-01			704.00	\$704.00		\$56,310.00
2017-04-01		3,104.00	704.00	\$3,808.00		\$53,206.00
2017-10-01			665.00	\$665.00		\$53,206.00
2018-04-01		3,212.00	665.00	\$3,877.00		\$49,994.00
2018-10-01			625.00	\$625.00		\$49,994.00
2019-04-01		3,318.00	625.00	\$3,943.00		\$46,676.00
2019-10-01			583.00	\$583.00		\$46,676.00

2020-04-01	3,426.00	583.00	\$4,009.00	\$43,250.00
2020-10-01		541.00	\$541.00	\$43,250.00
2021-04-01	3,426.00	541.00	\$3,967.00	\$39,824.00
2021-10-01		498.00	\$498.00	\$39,824.00
2022-04-01	3,533.00	498.00	\$4,031.00	\$36,291.00
2022-10-01		454.00	\$454.00	\$36,291.00
2023-04-01	3,640.00	454.00	\$4,094.00	\$32,651.00
2023-10-01		408.00	\$408.00	\$32,651.00
2024-04-01	3,747.00	408.00	\$4,155.00	\$28,904.00
2024-10-01		361.00	\$361.00	\$28,904.00
2025-04-01	3,854.00	361.00	\$4,215.00	\$25,050.00
2025-10-01		313.00	\$313.00	\$25,050.00
2026-04-01	3,961.00	313.00	\$4,274.00	\$21,089.00
2026-10-01		263.00	\$263.00	\$21,089.00
2027-04-01	4,068.00	263.00	\$4,331.00	\$17,021.00
2027-10-01		213.00	\$213.00	\$17,021.00
2028-04-01	4,175.00	213.00	\$4,388.00	\$12,846.00
2028-10-01		161.00	\$161.00	\$12,846.00
2029-04-01	4,175.00	161.00	\$4,336.00	\$8,671.00
2029-10-01		108.00	\$108.00	\$8,671.00
2030-04-01	4,282.00	108.00	\$4,390.00	\$4,389.00
2030-10-01		55.00	\$55.00	\$4,389.00
2031-04-01	4,389.00	55.00	\$4,444.00	
Totals	\$68,084.00	\$17,946.00	\$86,030.00	\$0.00

## Village of South Rockwood Complete Debt Report for Woodhaven Plant Capacity Purchases:

### Issuance Information

**Debt Type:** Other contractual debt  
**Activity Type:** Government  
**Repayment Source:** Sewer Revenues  
**Issuance Date:** 2005-04-01  
**Issuance Amount:** \$203,342  
**Interest Rate:** 2.00-2.25  
**Maturing Through:** 2026  
**Principal Maturity Range:** \$3,348 - \$7,076  
**Internal Tracking ID:** 2005  
**Registrar / Agent:** City of Woodhaven  
**Purpose:** Purchase Treatment Plant Capacity for housing development  
**Fund Number:** 590-000-212.002

**Comments:** The Village of South Rockwood purchased an additional 0.0975 Million Gallons per day of plant capacity from the City of Woodhaven. The purpose of the purchase was to provide sewer treatment capacity for an 500+ unit residential development. The residential development was put on hold and all approvals permits have expired.

### Payment Schedule

<u>Date Due</u>	<u>Interest Rate</u>	<u>Principal</u>	<u>Interest</u>	<u>Payment</u>	<u>Adjustments</u>	<u>Balance</u>
2012-10-01		3,348.00	1,291.00	\$4,639.00		\$116,240.00
2013-04-01		5,370.00	1,253.00	\$6,623.00		\$110,870.00
2013-10-01		3,421.00	1,196.00	\$4,617.00		\$107,449.00
2014-04-01		5,496.00	1,158.00	\$6,654.00		\$101,953.00
2014-10-01		3,495.00	1,100.00	\$4,595.00		\$98,458.00
2015-04-01		5,623.00	1,060.00	\$6,683.00		\$92,835.00
2015-10-01		3,581.00	1,000.00	\$4,581.00		\$89,254.00
2016-04-01		5,749.00	960.00	\$6,709.00		\$83,505.00
2016-10-01		3,654.00	899.00	\$4,553.00		\$79,851.00
2017-04-01		5,812.00	858.00	\$6,670.00		\$74,039.00
2017-10-01		3,740.00	796.00	\$4,536.00		\$70,299.00
2018-04-01		5,939.00	754.00	\$6,693.00		\$64,360.00
2018-10-01		3,826.00	691.00	\$4,517.00		\$60,534.00
2019-04-01		6,065.00	648.00	\$6,713.00		\$54,469.00
2019-10-01		3,912.00	584.00	\$4,496.00		\$50,557.00
2020-04-01		6,254.00	540.00	\$6,794.00		\$44,303.00
2020-10-01		3,997.00	473.00	\$4,470.00		\$40,306.00

2021-04-01	6,381.00	428.00	\$6,809.00	\$33,925.00
2021-10-01		360.00	\$360.00	\$33,925.00
2022-04-01	6,507.00	360.00	\$6,867.00	\$27,418.00
2022-10-01		291.00	\$291.00	\$27,418.00
2023-04-01	6,633.00	291.00	\$6,924.00	\$20,785.00
2023-10-01		221.00	\$221.00	\$20,785.00
2024-04-01	6,760.00	221.00	\$6,981.00	\$14,025.00
2024-10-01		149.00	\$149.00	\$14,025.00
2025-04-01	6,949.00	149.00	\$7,098.00	\$7,076.00
2025-10-01		75.00	\$75.00	\$7,076.00
2026-04-01	7,076.00	75.00	\$7,151.00	
Totals	\$119,588.00	\$17,881.00	\$137,469.00	\$0.00

