

Michigan Department of Treasury
Office of Revenue and Tax Analysis
PO Box 30722
Lansing MI 48909

RE: Compliance Form 4886 for City of South Lyon, MI Transparency & Accountability

The City of South Lyon is pleased to submit form 4886 with the required documents per Public Act 59, in compliance with the State of Michigan's Economic Vitality Incentive Program (EVIP).

The City of South Lyon has chosen to use a web-service for this requirement, and has partnered with Munetrix to showcase our data.

Included with this letter are the required documents for City of South Lyon's:

- Citizen's Guide to Finances
- Performance Dashboard
- Debt Service Report
- Projected Budget Report

We have made the data available to the public via a link on our website; as well we will make available limited quantities of paper copies in our municipality lobby. You will find the confirmation of our website link and various supporting transparency documentation included with this letter.

We look forward to receiving these important EVIP funds from the State of Michigan and trust you will contact us if there are any questions or concerns.

Sincerely,

David Murphy
City Manager

Michigan Department of Treasury
(Recreated) 4886 (Rev 07-13)

Economic Vitality Incentive Program/County Incentive Program Certification of Accountability and Transparency

Issued under authority of 2013 Public Act 59. Filing is mandatory to qualify for payments.

Each city/village/township/county applying for Accountability and Transparency payments must:

1. Certify to the Michigan Department of Treasury (Treasury) that the local unit listed below has produced and made readily available to the public, a Citizen's Guide, a Performance Dashboard, a Debt Service Report, and a Projected Budget Report as required by 2013 Public Act 59. The Citizen's Guide, Performance Dashboard, Debt Service Report, and Projected Budget Report shall be made available for public viewing in the clerk's office or posted on a publicly accessible Internet site.
2. Submit to Treasury a Citizen's Guide, Performance Dashboard, Debt Service Report, and Projected Budget Report.

City/village/township: This certification, along with a Citizen's Guide, Performance Dashboard, Debt Service Report, and Projected Budget Report, **must be received by October 1, 2013** to receive the October and December payments or on or before November 30, 2013 to receive the December payment. Post mark dates will not be considered. For questions, call (517) 373-2697.

County: This certification, along with a Citizen's Guide, Performance Dashboard, Debt Service Report, and Projected Budget Report, **must be received by October 1, 2013** (or the first day of a payment month) in order to qualify for that month's payment. Post mark dates will not be considered. For questions, call (517) 373-2697.

PART 1: LOCAL UNIT INFORMATION			
Local Unit Name City of South Lyon		Local Unit County Name Oakland County	
Local Unit Code 632210		Contact E-Mail Address dmurphy@southlyonmi.org	
Contact Name David Murphy	Contact Title City Manager	Contact Phone Number 248-437-1735	Extension
Website Address, if reports are available online http://munetrix.com/sections/data/municipal.php?MuniID=106&Type=City			
PART 2: CERTIFICATION			
<i>In accordance with 2013 Public Act 59, the undersigned hereby certifies to Treasury that the above mentioned local unit has produced a Citizen's Guide, Performance Dashboard, Debt Service Report, and a Projected Budget Report and has made them available for public viewing in the city, village, township, or county clerk's office or has posted them on a publicly accessible Internet site. The Citizen's Guide, Performance Dashboard, Debt Service Report, and Projected Budget Report are attached to this signed certification.</i>			
Chief Administrative Officer Signature (as defined in MCL 141.422b)		Printed Name of Chief Administrative Officer (as defined in MCL 141.422b) David Murphy	
Title City Manager		Date October 28, 2013	

Completed and signed form (including required attachments) should be e-mailed to: **TreasRevenueSharing@michigan.gov**
If you are unable to submit via e-mail, fax to (517) 335-3298 or mail the completed form and required attachments to:

Michigan Department of Treasury
Office of Revenue and Tax Analysis
PO Box 30722
Lansing MI 48909

TREASURY USE ONLY		
EVIP/CIP Y N	Certification Received	EVIP/CIP Notes
Final Certification	Citizens Guide Received	
	Performance Dashboard Received	
	Debt Service Report Received	
	Projected Budget Report Received	

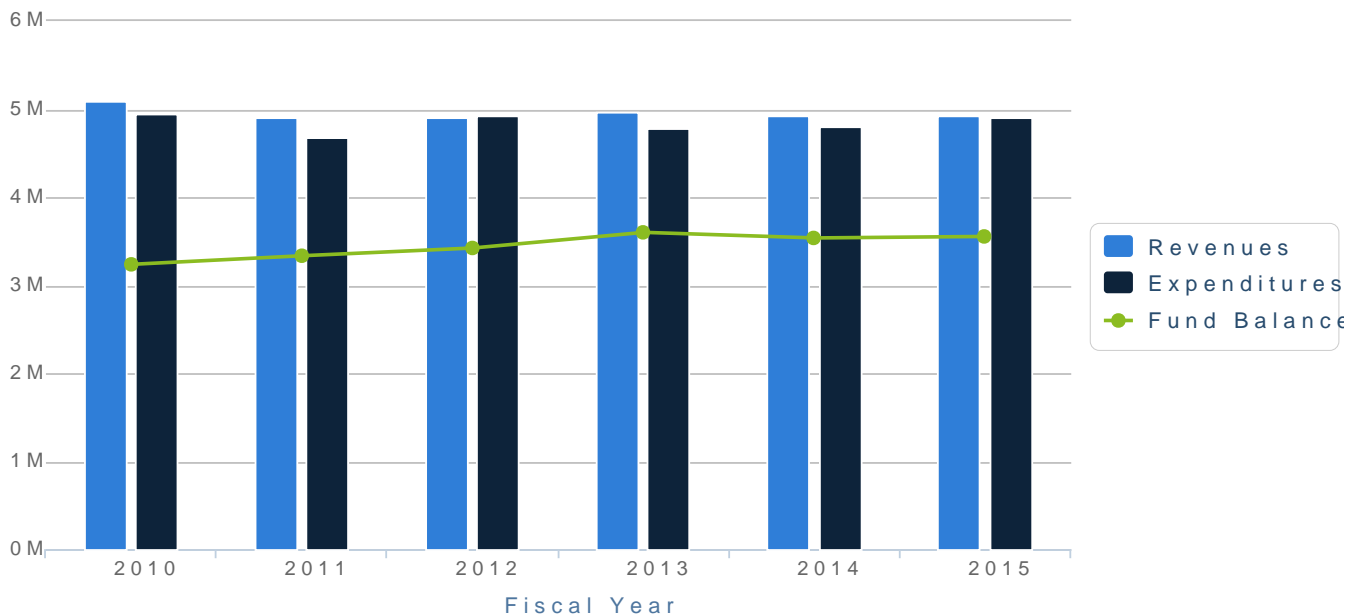
General Info

Name	Type	Fiscal Year End	Population (2010)	Phone	Website
South Lyon	City	June	11,327	(248) 437-1735	www.southlyonmi.org

Multi-Year General Fund Only

Year	Data Status	Fiscal Score	Population	Operating Millage	General Fund Revenues	General Fund Expenditures	Available Fund Balance	Taxable Value
2015	Forecast	0	11,327	11.2500	\$4,933,795	\$4,916,773	\$3,552,738	\$307,069,530
2014	Budget	1	11,327	11.2500	\$4,933,795	\$4,813,374	\$3,535,716	\$307,069,530
2013	Audited	1	11,327	11.2500	\$4,965,251	\$4,787,763	\$3,599,208	\$306,639,810
2012	Historic	1	11,327	11.2500	\$4,905,301	\$4,932,738	\$3,421,720	\$310,516,272
2011	Historic	1	11,327	11.2500	\$4,903,081	\$4,689,595	\$3,333,496	\$311,296,730
2010	Historic	1	11,327	11.2500	\$5,089,579	\$4,949,705	\$3,235,671	\$329,601,120

How We Have Managed Our Resources



2015 Notes:

The assumptions made for the 2015 budget forecast were based on taxable values, rate of inflation and revenue sharing.

2014 Notes:

The assumptions made for the 2014 budget forecast were based on taxable values, rate of inflation and revenue sharing.

2010 Notes:

The City of South Lyon maintains its own Water & Waste Water System including internal utility billing. This is reflected in the Public Works information.

Financial Statement

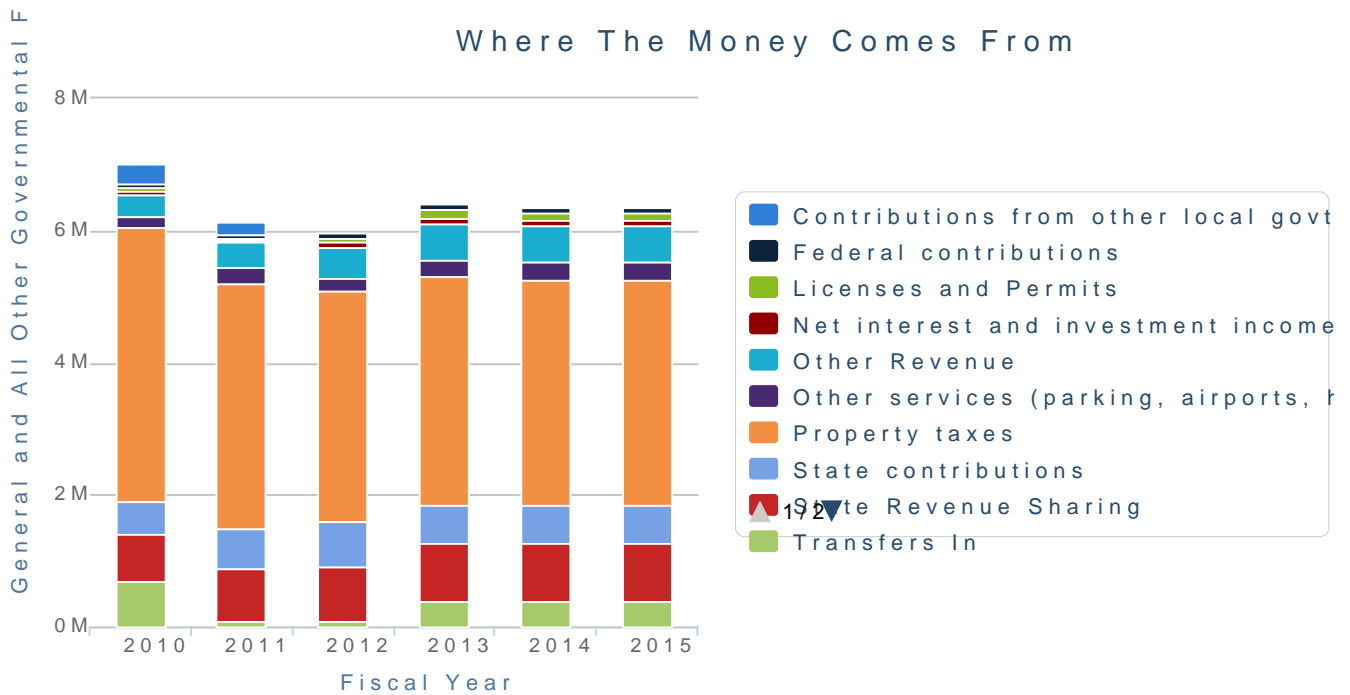
Including General Fund and All Other Governmental Funds but excludes Enterprise and Component Unit funds

Balance Sheet

Category Name	2015	2014	2013	2012	2011	2010
Fund Equity	\$7,555,865	\$7,519,664	\$7,654,697	\$7,599,974	\$7,755,087	\$7,873,631
Total Assets	\$8,139,488	\$8,100,491	\$8,245,954	\$8,231,549	\$8,387,295	\$8,674,805
Total Liabilities	\$583,623	\$580,827	\$591,257	\$631,575	\$632,208	\$801,174

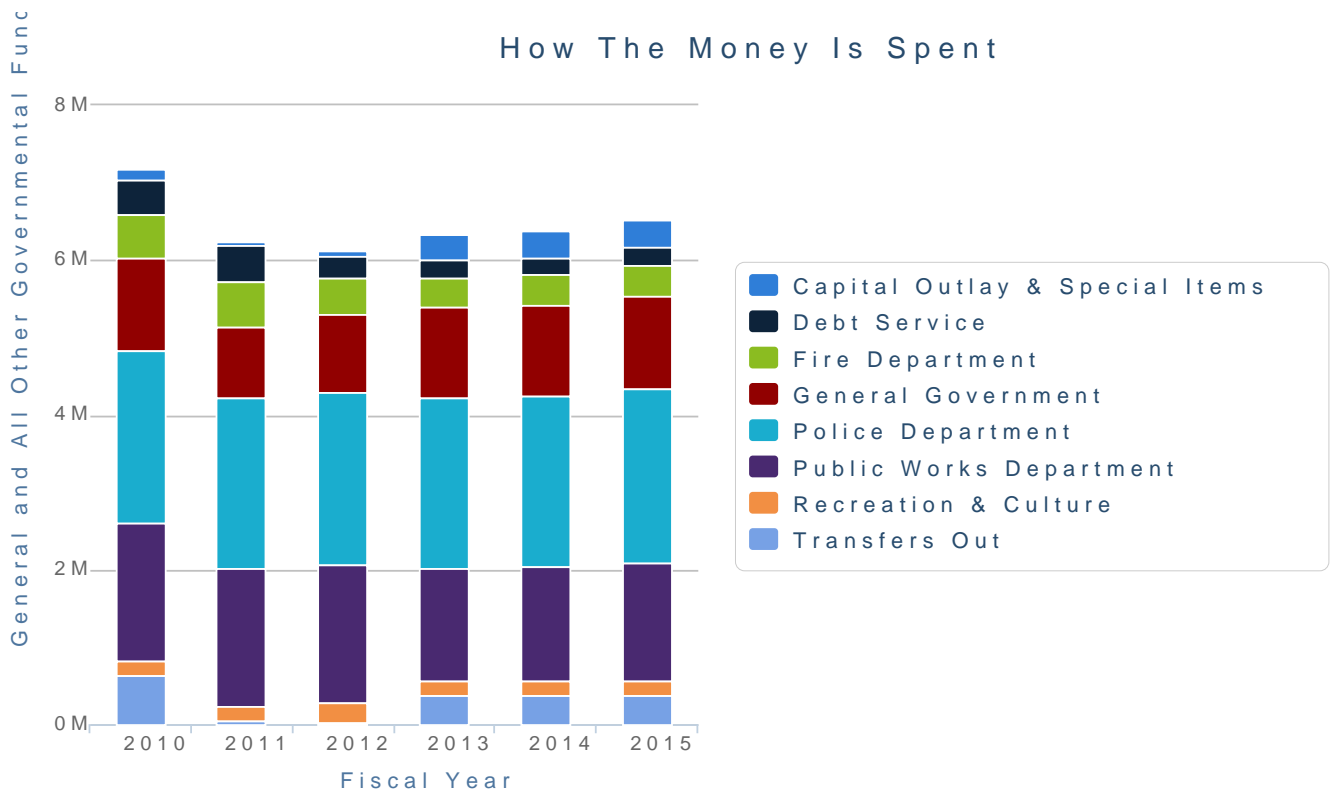
Revenues

Category Name	2015	2014	2013	2012	2011	2010
Contributions from other local govts					\$183,913	\$281,440
Federal contributions	\$76,109	\$76,109	\$76,594	\$77,303	\$57,590	\$72,594
Licenses and Permits	\$131,236	\$131,236	\$132,073	\$58,297	\$35,114	\$61,999
Net interest and investment income	\$76,880	\$76,880	\$77,370	\$91,776	\$26,019	\$46,002
Other Revenue	\$545,980	\$545,980	\$549,461	\$449,871	\$390,810	\$327,041
Other services (parking, airports, housing, etc.)	\$261,113	\$261,113	\$262,778	\$201,794	\$227,695	\$166,760
Property taxes	\$3,422,533	\$3,422,533	\$3,444,354	\$3,497,717	\$3,728,572	\$4,155,676
State contributions	\$584,537	\$584,537	\$588,264	\$675,269	\$606,358	\$497,248
State Revenue Sharing	\$867,614	\$867,614	\$873,146	\$823,321	\$775,195	\$712,684
Transfers In	\$388,224	\$388,224	\$390,699	\$88,768	\$95,380	\$680,024
Total	\$6,354,226	\$6,354,227	\$6,394,739	\$5,964,116	\$6,126,646	\$7,001,468



Expenses

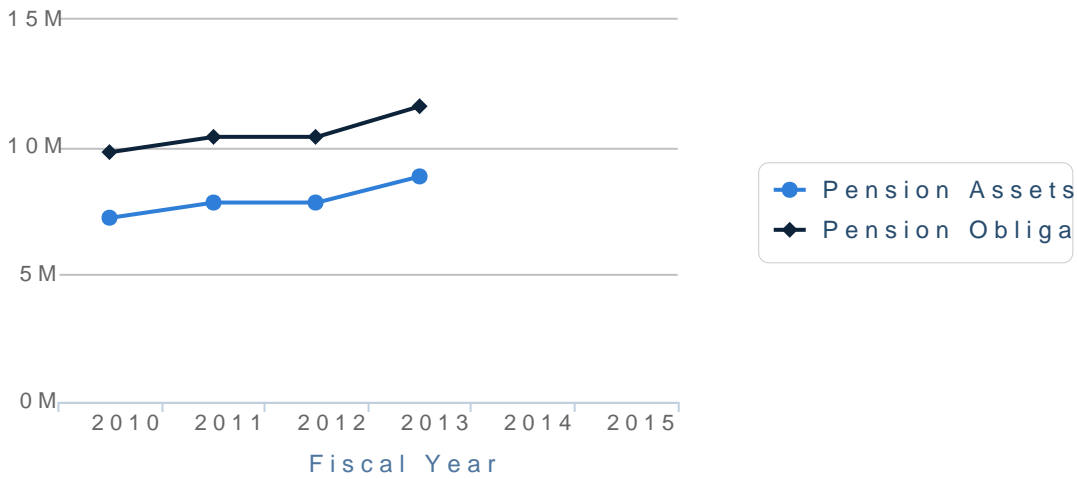
Category Name	2015	2014	2013	2012	2011	2010
Capital Outlay & Special Items	\$340,865	\$333,698	\$331,922	\$71,731	\$52,762	\$121,178
Debt Service	\$234,353	\$229,425	\$228,204	\$272,550	\$477,036	\$450,874
Fire Department	\$396,225	\$387,892	\$385,828	\$464,211	\$566,042	\$580,923
General Government	\$1,193,405	\$1,168,308	\$1,162,092	\$1,019,971	\$927,810	\$1,186,900
Police Department	\$2,262,273	\$2,214,698	\$2,202,914	\$2,219,785	\$2,194,352	\$2,216,154
Public Works Department	\$1,517,490	\$1,485,576	\$1,477,672	\$1,784,570	\$1,786,538	\$1,800,485
Recreation & Culture	\$187,490	\$183,547	\$182,570	\$273,178	\$196,233	\$189,844
Transfers Out	\$378,752	\$370,787	\$368,814	\$13,233	\$44,417	\$624,449
Total	\$6,510,853	\$6,373,930	\$6,340,016	\$6,119,229	\$6,245,190	\$7,170,807



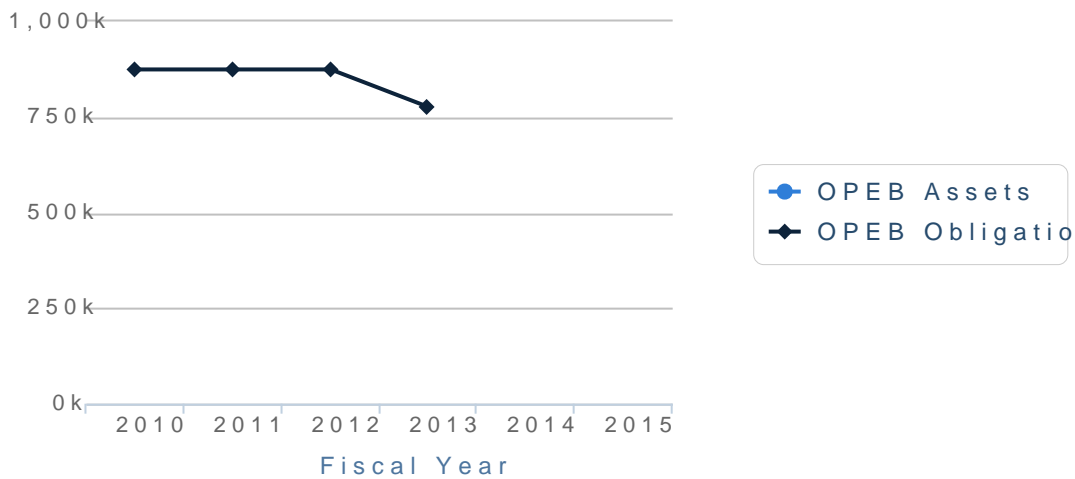
Supplementary Information (Pension / OPEB)

Category Name	2015	2014	2013	2012	2011	2010
Pensions Actuarial Liability	N/A	N/A	\$11,604,233	\$10,402,369	\$10,402,369	\$9,805,033
Pension Fund Assets	N/A	N/A	\$8,850,370	\$7,824,778	\$7,824,448	\$7,229,085
OPEB Actuarial Liability	N/A	N/A	\$776,403	\$874,581	\$874,581	\$874,581
OPEB Fund Assets	N/A	N/A	N/A	N/A	N/A	N/A

Pension Fund Status



Other Post-Employment Benefit Fund Status



Fund Equity Detail

Category Name	2015	2014	2013	2012	2011	2010
Assigned	\$208,409	\$207,410	\$211,135	\$209,861		
Committed	\$2,237,008	\$2,226,290	\$2,266,268	\$2,517,358		
Designated					\$2,822,036	\$173,761
Nonspendable	\$77,918	\$77,545	\$78,938	\$129,062		
Reserved / Restricted					\$1,599,555	
Restricted	\$1,555,385	\$1,547,933	\$1,575,730	\$1,448,039		
Unassigned/Unrestricted	\$3,477,145	\$3,460,485	\$3,522,626	\$3,295,654		
Undesignated / Unreserved / Unrestricted					\$3,333,496	\$7,699,870

Fiscal Stability			
	FY 2012	FY 2013	Progress
Annual General Fund expenditures per capita	\$435	\$423	↑
Fund balance as % of annual General Fund expenditures	69.4%	75.2%	↑
Other Post Employment Benefits % Funded	0%	0%	↔
Pension % Funded	75.2%	76.3%	↑
Debt burden per capita	\$118	\$88	↑
Public Safety			
	2011	2012	Progress
Crimes against persons per thousand residents	4.8	4.8	↔
Crimes against property per thousand residents	13.6	18.8	↓
Crimes against society per thousand residents	9.5	17.9	↓
Other crimes per thousand residents	2.6	4.9	↓
Quality of Life			
	FY 2012	FY 2013	Progress
Acres of park per thousand residents	13.5	13.5	↔
Percent of General Fund budget committed to arts culture and recreation	5.5%	3.8%	↓
Traffic Safety			
	FY 2012	FY 2013	Progress
Traffic crashes non-injury	152	109	↑
Traffic crashes injuries or fatalities	31	20	↑
School District Enrollment			
	2012	2013	Progress
South Lyon Community Schools	7,076	7,343	↑

Data Updated: 10/28/2013 1:35:00 PM

City of South Lyon
Local Code: 63-2210
Debt Service Summary Report

Bonds & contracts payable

Fiscal Years

Name	2014	2015	2016
2000 Unlimited GO Bonds:	136,155	134,948	133,380
2003 Waste Water Treatment Plant Bond:	946,155	1,087,247	1,091,559
2005 Building Authority Bond:	37,284	36,175	35,035
99 Building Authority:	108,000	108,920	109,500
Subtotal for Bonds & contracts payable	\$1,227,594	\$1,367,289	\$1,369,474

Other contractual debt

Fiscal Years

Name	2014	2015	2016
2008 Fire Truck:	73,104	71,780	
Subtotal for Other contractual debt	\$73,104	\$71,780	
Total Principal & Interest	\$1,300,698	\$1,439,070	\$1,369,474

**City of South Lyon
Complete Debt Report for
2000 Unlimited GO Bonds:**

Issuance Information

Debt Type: Bonds & contracts payable
Activity Type: Business-type/Enterprise
Repayment Source: General Obligation
Issuance Date: 2000-10-18
Issuance Amount: \$1,400,000
Maturing Through: 2015
Principal Maturity Range: \$120,000 - \$130,000

Payment Schedule

<u>Date Due</u>	<u>Interest Rate</u>	<u>Principal</u>	<u>Interest</u>	<u>Payment</u>	<u>Adjustments</u>	<u>Balance</u>
2013-09-01	5.0%	120,000.00	9,587.50	\$129,587.50		\$255,000.00
2014-03-01	5.0%		6,567.50	\$6,567.50		\$255,000.00
2014-09-01	5.1%	125,000.00	6,567.50	\$131,567.50		\$130,000.00
2015-03-01	5.1%		3,380.00	\$3,380.00		\$130,000.00
2015-09-01	5.2%	130,000.00	3,380.00	\$133,380.00		\$0.00
Totals		\$375,000.00	\$29,482.50	\$404,482.50	\$0.00	

**City of South Lyon
Complete Debt Report for
2003 Waste Water Treatment Plant Bond:**

Issuance Information

Debt Type: Bonds & contracts payable
Activity Type: Business-type/Enterprise
Repayment Source: Tax-Backed
Issuance Date: 2003-04-14
Issuance Amount: \$17,167,379
Maturing Through: 2025
Principal Maturity Range: \$102,379 - \$1,050,000
Purpose: Waste water treatment plant

Payment Schedule

<u>Date Due</u>	<u>Interest Rate</u>	<u>Principal</u>	<u>Interest</u>	<u>Payment</u>	<u>Adjustments</u>	<u>Balance</u>
2013-10-01	2.5%	795,000.00	151,154.74	\$946,154.74		\$11,297,379.00
2014-10-01	2.5%	815,000.00	141,217.24	\$956,217.24		\$10,482,379.00
2015-04-01	2.5%		131,029.74	\$131,029.74		\$10,482,379.00
2015-10-01	2.5%	840,000.00	131,029.74	\$971,029.74		\$9,642,379.00
2016-04-01	2.5%		120,529.74	\$120,529.74		\$9,642,379.00
2016-10-01	2.5%	860,000.00	120,529.74	\$980,529.74		\$8,782,379.00
2017-04-01	2.5%		109,779.74	\$109,779.74		\$8,782,379.00
2017-10-01	2.5%	880,000.00	109,779.74	\$989,779.74		\$7,902,379.00
2018-04-01	2.5%		98,779.74	\$98,779.74		\$7,902,379.00
2018-10-01	2.5%	905,000.00	98,779.74	\$1,003,779.74		\$6,997,379.00
2019-04-01	2.5%		87,467.24	\$87,467.24		\$6,997,379.00
2019-10-01	2.5%	925,000.00	87,467.24	\$1,012,467.24		\$6,072,379.00
2020-04-01	2.5%		75,904.74	\$75,904.74		\$6,072,379.00
2020-10-01	2.5%	950,000.00	75,904.74	\$1,025,904.74		\$5,122,379.00
2021-04-01	2.5%		64,029.71	\$64,029.71		\$5,122,379.00
2021-10-01	2.5%	975,000.00	64,029.74	\$1,039,029.74		\$4,147,379.00
2022-04-01	2.5%		51,842.24	\$51,842.24		\$4,147,379.00
2022-10-01	2.5%	1,000,000.00	51,842.24	\$1,051,842.24		\$3,147,379.00
2023-04-01	2.5%		39,342.24	\$39,342.24		\$3,147,379.00
2023-10-01	2.5%	1,025,000.00	39,342.24	\$1,064,342.24		\$2,122,379.00
2024-04-01	2.5%		26,529.74	\$26,529.74		\$2,122,379.00
2024-10-01	2.5%	1,050,000.00	26,529.74	\$1,076,529.74		\$1,072,379.00
2025-04-01	2.5%		13,404.74	\$13,404.74		\$1,072,379.00
2025-10-01	2.5%	102,379.00	13,404.74	\$115,783.74		\$0.00

Totals	\$11,122,379.00	\$1,929,651.23	\$13,052,030.23	\$0.00
--------	-----------------	----------------	-----------------	--------

**City of South Lyon
Complete Debt Report for
2005 Building Authority Bond:**

Issuance Information

Debt Type: Bonds & contracts payable
Activity Type: Component Unit
Repayment Source: TIF/SAD
Issuance Date: 2005-06-09
Issuance Amount: \$380,000
Maturing Through: 2019
Principal Maturity Range: \$30,000 - \$35,000
Purpose: Wells Street Parking Lot
Comments: DDA TIF

Payment Schedule

<u>Date Due</u>	<u>Interest Rate</u>	<u>Principal</u>	<u>Interest</u>	<u>Payment</u>	<u>Adjustments</u>	<u>Balance</u>
2013-11-01	3.6%		3,642.50	\$3,642.50		\$185,000.00
2014-05-01	3.7%	30,000.00	3,642.00	\$33,642.00		\$155,000.00
2014-11-01	3.7%		3,087.50	\$3,087.50		\$155,000.00
2015-05-01	3.8%	30,000.00	3,087.50	\$33,087.50		\$125,000.00
2015-11-01	3.8%		2,517.50	\$2,517.50		\$125,000.00
2016-05-01	4%	30,000.00	2,517.50	\$32,517.50		\$95,000.00
2016-11-01	4%		1,917.50	\$1,917.50		\$95,000.00
2017-05-01	4%	30,000.00	1,917.50	\$31,917.50		\$65,000.00
2017-11-01	4%		1,317.50	\$1,317.50		\$65,000.00
2018-05-01	4%	30,000.00	1,317.50	\$31,317.50		\$35,000.00
2018-11-01	4%		717.56	\$717.56		\$35,000.00
2019-05-01	4.1%	35,000.00	717.50	\$35,717.50		\$0.00
Totals		\$185,000.00	\$26,399.56	\$211,399.56	\$0.00	

**City of South Lyon
Complete Debt Report for
99 Building Authority:**

Issuance Information

Debt Type: Bonds & contracts payable
Activity Type: Component Unit
Repayment Source: Tax-Backed
Issuance Date: 1999-08-25
Issuance Amount: \$1,370,000
Maturing Through: 2019
Principal Maturity Range: \$80,000 - \$100,000
Purpose: Land Purchase

Payment Schedule

<u>Date Due</u>	<u>Interest Rate</u>	<u>Principal</u>	<u>Interest</u>	<u>Payment</u>	<u>Adjustments</u>	<u>Balance</u>
2013-11-01	5.100%		14,000.00	\$14,000.00		\$540,000.00
2014-05-01	5.100%	80,000.00	14,000.00	\$94,000.00		\$460,000.00
2014-11-01	5.200%		11,960.00	\$11,960.00		\$460,000.00
2015-05-01	5.2%	85,000.00	11,960.00	\$96,960.00		\$375,000.00
2015-11-01	5.2%		9,750.00	\$9,750.00		\$375,000.00
2016-05-01	5.2%	90,000.00	9,750.00	\$99,750.00		\$285,000.00
2016-11-01	5.2%		7,410.00	\$7,410.00		\$285,000.00
2017-05-01	5.2%	90,000.00	7,410.00	\$97,410.00		\$195,000.00
2017-11-01	5.2%		5,070.00	\$5,070.00		\$195,000.00
2018-05-01	5.2%	95,000.00	5,070.00	\$100,070.00		\$100,000.00
2018-11-01	5.2%		2,600.00	\$2,600.00		\$100,000.00
2019-05-01	5.2%	100,000.00	2,600.00	\$102,600.00		\$0.00
Totals		\$540,000.00	\$101,580.00	\$641,580.00	\$0.00	

**City of South Lyon
Complete Debt Report for
2008 Fire Truck:**

Issuance Information

Debt Type: Other contractual debt
Activity Type: Government
Repayment Source: Revenue
Issuance Date: 2008-02-14
Issuance Amount: \$460,770
Maturing Through: 2015
Principal Maturity Range: \$68,165 - \$69,289
Purpose: Purchase of Fire Truck
Comments: General Fund

Payment Schedule

<u>Date Due</u>	<u>Interest Rate</u>	<u>Principal</u>	<u>Interest</u>	<u>Payment</u>	<u>Adjustments</u>	<u>Balance</u>
2013-08-14	5.48%		2,469.10	\$2,469.10		\$137,554.81
2014-02-14	5.48%	68,165.43	2,469.10	\$70,634.53		\$69,389.38
2014-08-14	5.48%		1,245.53	\$1,245.53		\$69,389.38
2015-02-14	5.48%	69,289.38	1,245.53	\$70,534.91		\$0.00
Totals		\$137,454.81	\$7,429.26	\$144,884.07	\$0.00	

