

Michigan Department of Treasury
Office of Revenue and Tax Analysis
PO Box 30722
Lansing MI 48909

RE: Compliance Form 4886 for Village of South Rockwood, MI Transparency & Accountability

The Village of South Rockwood is pleased to submit form 4886 with the required documents per Public Act 268, in compliance with the State of Michigan's Transparency and Accountability Initiative.

The Village of South Rockwood has chosen to use a web-service for this requirement, and has partnered with Munetrix to showcase our data.

Included with this letter are the required documents for Village of South Rockwood's:

- Citizen's Guide to Finances including our Pension and OPEB status
- Performance Dashboard
- Debt Service Report
- Projected Budget Report

We have made the data available to the public via a link on our website; as well we will make available limited quantities of paper copies in our municipality lobby and notify residents in our periodic mailings. You will find the confirmation of our website link and various supporting transparency documentation included with this letter.

We look forward to receiving these important funds from the State of Michigan and trust you will contact us if there are any questions or concerns.

Sincerely,



Angela Hightower
Village Clerk

Michigan Department of Treasury
(Recreated) 4886 (Rev. 09-16)


City, Village, and Township Revenue Sharing and County Incentive Program Certification

Issued under authority of 2016 Public Act 268. Filing is mandatory to qualify for payments.

Each city/village/township/county applying for City, Village, and Township Revenue Sharing or County Incentive Program payments must:

1. Certify to the Michigan Department of Treasury (Treasury) that the local unit listed below has produced and made available to the public a Citizen’s Guide, a Performance Dashboard, a Debt Service Report, and a Projected Budget Report as required by 2016 Public Act 268. The local unit must include in any mailing of general information to its citizens, the Internet website address or the physical location where all the documents are available for public viewing in the clerk’s office.
2. Submit to Treasury a Citizen’s Guide, a Performance Dashboard, a Debt Service Report, and a Projected Budget Report.

This certification, along with a Citizen’s Guide, a Performance Dashboard, a Debt Service Report, and a Projected Budget Report, **must be received by December 1, 2016**, (or the first day of a payment month) in order to qualify for that month’s payment. Postmark dates will not be considered. For questions, call 517-373-2697.

PART 1: LOCAL UNIT INFORMATION			
Local Unit Name Village of South Rockwood		Local Unit County Name Monroe County	
Local Unit Code 583050		Contact E-Mail Address wharold@villageofsouthrockwoodmi.com	
Contact Name Willene Harold	Contact Title Administrator	Contact Telephone Number 7343793683	Extension
Website Address, if reports are available online http://munetrix.com/sections/data/municipal.php?MuniID=1261&Type=Village			Current Fiscal Year End Date 20160630
PART 2: CITIZEN'S GUIDE			
Check any of the following that apply: <input type="checkbox"/> The local unit has elected to use Treasury’s online Citizen’s Guide to comply with the legislative requirements. Therefore, a copy of the Citizen’s Guide will not be submitted to Treasury. <input checked="" type="checkbox"/> The local unit does not have any unfunded pensions or other post employment benefits (OPEB).			
PART 3: CERTIFICATION			
<i>In accordance with 2016 Public Act 268, the undersigned hereby certifies to Treasury that the above mentioned local unit 1) has produced a Citizen’s Guide, a Performance Dashboard, a Debt Service Report, and a Projected Budget Report and 2) will include in any mailing of general information to our citizens, the Internet website address or the physical location where all the documents are available for public viewing in the clerk’s office. The Citizen’s Guide, Performance Dashboard, Debt Service Report, and Projected Budget Report are attached to this signed certification, unless otherwise noted in Part 2.</i>			
Chief Administrative Officer Signature (as defined in MCL 141.422b) 		Printed Name of Chief Administrative Officer (as defined in MCL 141.422b) Angela Hightower	
Title Village Clerk		Date November 29, 2016	

Completed and signed form (including required attachments) should be e-mailed to: **TreasRevenueSharing@michigan.gov**
If you are unable to submit via e-mail, fax to 517-335-3298 or mail the completed form and required attachments to:

Michigan Department of Treasury
Office of Revenue and Tax Analysis
PO Box 30722
Lansing MI 48909

TREASURY USE ONLY		
CVTRS/CIP Eligible Y N	Certification Received	Citizen's Guide Received
Performance Dashboard Received	Debt Service Report Received	Projected Budget Report Received
Final Certification	CVTRS/CIP Notes	

General Info

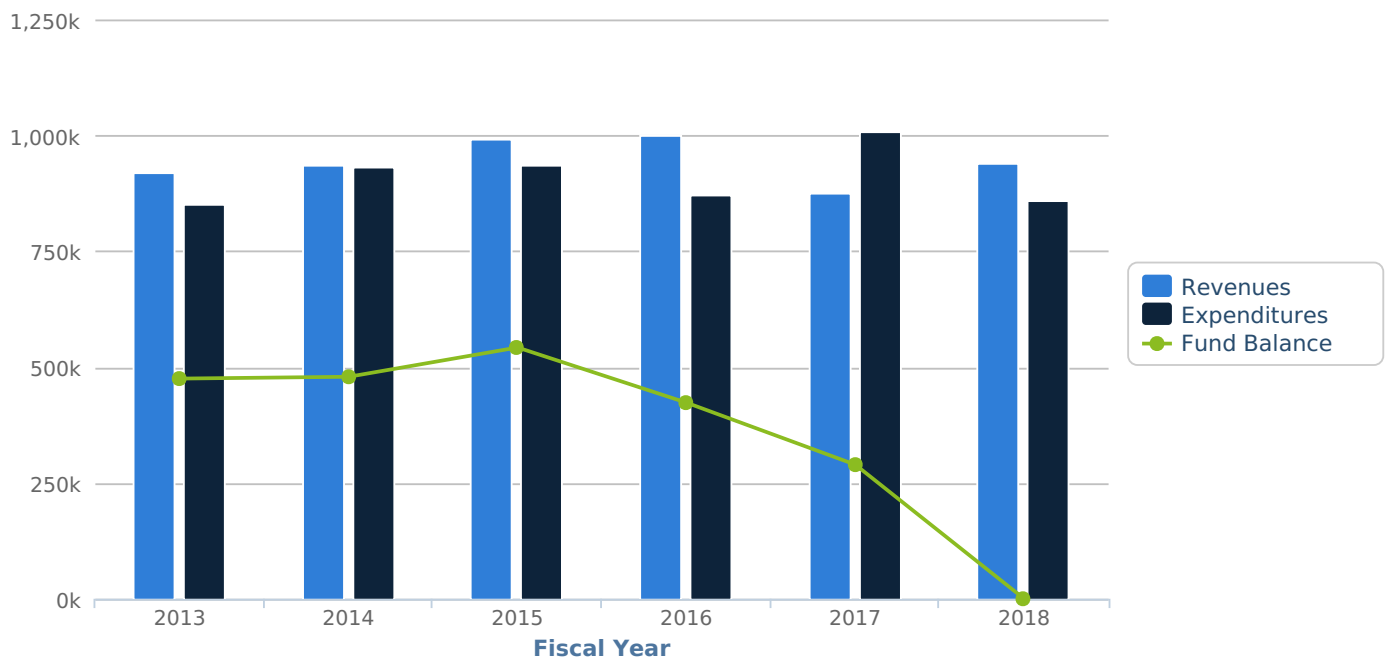
Name	Type	Fiscal Year End	Population (2010)	Phone	Website
South Rockwood	Village	June	1,675	(734) 379-3683	http://www.villageofsouthrockwoodmi.com

Multi-Year General Fund Only

Year	Data Status	Fiscal Score	Population	General Fund Revenues	General Fund Expenditures	*Available Fund Balance	Taxable Value
2018	Forecast		1,675	\$942,451	\$860,650	\$0	\$0
2017	Budget	1	1,675	\$876,216	\$1,010,015	\$289,373	\$36,330,448
2016	Audited	1	1,675	\$999,535	\$871,204	\$423,172	\$35,446,601
2015	Historic	0	1,675	\$994,235	\$936,168	\$542,210	\$36,822,165
2014	Historic	1	1,675	\$937,328	\$931,888	\$479,026	\$35,684,993
2013	Historic	1	1,657	\$922,167	\$850,897	\$475,111	\$35,719,781

*Available Fund Balance includes Committed, Assigned, and Unassigned Funds. It excludes Nonspendable and Restricted Funds.

How We Have Managed Our Resources



Fiscal Year Assumptions Notes

2018 Notes:

Revenues decreased due to Condo Development completion

Saw Grant will be completed

Anticipated additional Quarry Tipping Fees

2017 Notes:

1. Expect a minimum of 1% increase in Taxable Value.

2. Lease Payment for Patrol Car.

3. Installation Cost for a Grant Acquired Generator at Municipal Office in the Amount of \$18,000.00.

2016 Notes:

Anticipated tax revenue from 20 new housing units expected to be completed by 2016

2016 Notes:

Anticipated expense is the purchase of new patrol car

2015 Notes:

We expect Revenues to increase around \$11,000, while Expenditures will increase around \$37,000 - mainly due to the purchase of a new Police vehicle.

Financial Statement

Including General Fund only

Balance Sheet

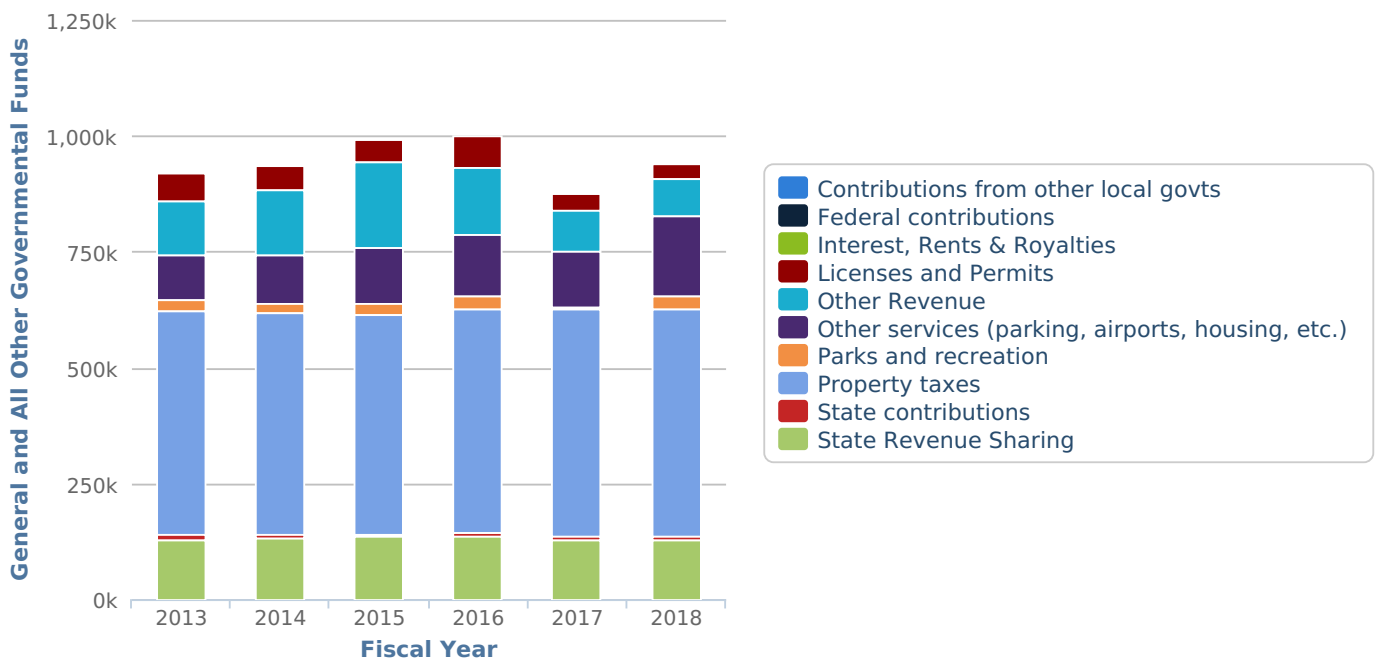
Category Name	2018	2017	2016	2015	2014	2013
Fund Equity	\$0	\$289,373	\$423,172	\$549,511	\$491,444	\$486,004
Total Assets	N/A	N/A	N/A	\$592,064	\$524,883	\$514,646
Total Liabilities	\$0	\$0	\$0	\$42,553	\$33,439	\$28,642

*Fund Equity includes all five fund types: Committed, Assigned, Unassigned, Nonspendable and Restricted Funds.

Revenues

Category Name	2018	2017	2016	2015	2014	2013
Contributions from other local govts	\$0					
Federal contributions	\$0		\$0			
Interest, Rents & Royalties	\$300	\$400	\$387	\$431	\$378	\$421
Licenses and Permits	\$33,584	\$37,705	\$67,738	\$48,542	\$54,161	\$62,402
Other Revenue	\$82,200	\$88,000	\$144,255	\$186,419	\$141,021	\$117,775
Other services (parking, airports, housing, etc.)	\$172,000	\$120,400	\$133,684	\$118,794	\$101,304	\$94,061
Parks and recreation	\$26,000	\$2,700	\$24,503	\$25,743	\$21,923	\$25,376
Property taxes	\$492,107	\$490,731	\$485,079	\$472,128	\$478,095	\$481,329
State contributions	\$8,260	\$6,280	\$8,421	\$6,588	\$7,065	\$10,659
State Revenue Sharing	\$128,000	\$130,000	\$135,468	\$135,590	\$133,381	\$130,144
Total	\$942,451	\$876,216	\$999,535	\$994,235	\$937,328	\$922,167

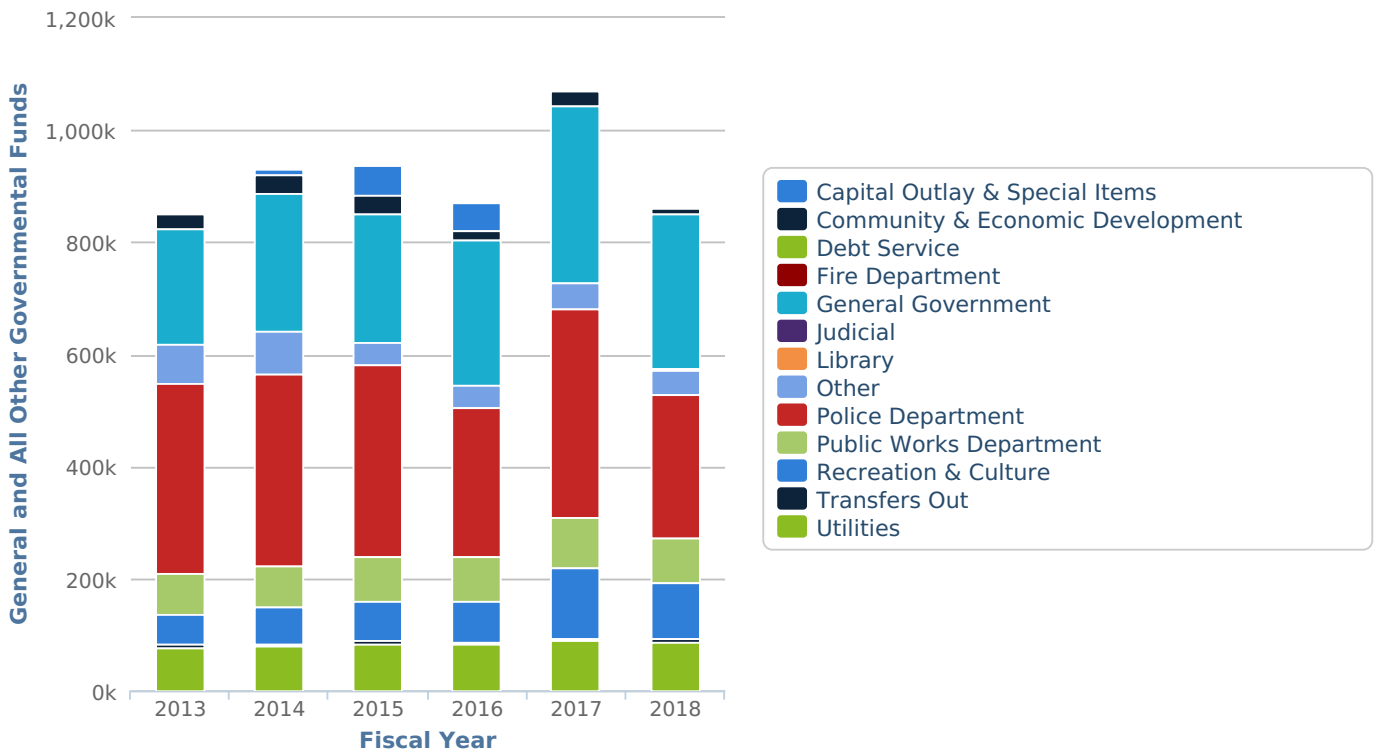
Where The Money Comes From



Expenses

Category Name	2018	2017	2016	2015	2014	2013
Capital Outlay & Special Items	\$0	\$0	\$49,746	\$52,415	\$12,024	\$1,122
Community & Economic Development	\$9,000	\$26,758	\$16,283	\$33,639	\$31,600	\$24,796
Debt Service	\$0	\$0	\$0			
Fire Department	\$0		\$0			
General Government	\$276,650	\$314,756	\$258,947	\$227,372	\$245,300	\$205,984
Judicial	\$0		\$0			
Library	\$4,000	\$1,860	\$0			
Other	\$42,000	\$45,500	\$40,806	\$41,213	\$79,429	\$69,935
Police Department	\$255,000	\$371,543	\$267,678	\$341,752	\$339,964	\$339,878
Public Works Department	\$82,000	\$90,826	\$77,045	\$79,570	\$74,508	\$73,110
Recreation & Culture	\$100,000	\$124,838	\$73,230	\$71,591	\$65,387	\$54,627
Transfers Out	\$5,000	\$5,000	\$5,000	\$5,000	\$5,000	\$5,000
Utilities	\$87,000	\$89,386	\$82,469	\$83,616	\$78,676	\$76,445
Total	\$860,650	\$1,070,467	\$871,204	\$936,168	\$931,888	\$850,897

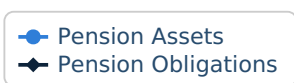
How The Money Is Spent



Supplementary Information (Pension / OPEB)

Category Name	2018	2017	2016	2015	2014	2013
Pensions Actuarial Liability	N/A	N/A	N/A	N/A	N/A	N/A
Pension Fund Assets	N/A	N/A	N/A	N/A	N/A	N/A
OPEB Actuarial Liability	N/A	N/A	N/A	N/A	N/A	N/A
OPEB Fund Assets	N/A	N/A	N/A	N/A	N/A	N/A

Pension Fund Status



Pension Notes:

The Village of South Rockwood does not offer pension to our employees. We have a 457B Plan

Other Post-Employment Benefit Fund Status

● OPEB Assets
◆ OPEB Obligations

2013 2014 2015 2016 2017 2018
Fiscal Year

OPEB Notes:

The Village of South Rockwood does not offer post employment benefits.

Fund Equity Detail

Category Name	2018	2017	2016	2015	2014	2013
Assigned	\$0	\$0	\$0	\$73,498	\$34,394	\$39,915
Committed	\$0	\$0	\$0			
Nonspendable	\$0	\$0	\$0	\$7,301	\$12,418	\$10,893
Restricted	\$0	\$0	\$0			
Unassigned	\$0	\$289,373	\$423,172	\$468,712	\$444,632	\$435,196

Copyright © 2016 Munetrix, LLC. All rights reserved.

Fiscal Stability	2015	2016	Progress
Annual General Fund expenditures per capita	\$559	\$520	↑
Fund balance as % of General Fund Revenues i	54.5%	42.3%	↓
Other Post Employment Benefits % Funded	-	-	↔
Pension % Funded i	-	-	↔
Debt burden per capita i	\$55.4	\$49.9	↔

Public Safety	2014	2015	Progress
Crimes against persons per thousand residents i	7.8	1.8	↑
Crimes against property per thousand residents i	17.9	10.7	↑
Crimes against society per thousand residents i	14.3	3.6	↑
Other crimes per thousand residents i	24.5	8.4	↑

School District Enrollment	2015	2016	Progress
Airport Community Schools	2,555	2,550	↔

Culture & Lifestyle	2015	2016	Progress
Percent of Governmental Funds committed to arts culture and recreation	6.15%	0.64%	↓

Dashboard Notes:

Pension Notes:
The Village of South Rockwood does not offer pension to our employees. We have a 457B Plan

OPEB Notes:
The Village of South Rockwood does not offer post employment benefits.

**Village of South Rockwood
Local Code: 58-3050
Debt Service Summary Report**

Bonds & contracts payable

Fiscal Years

Name	2016	2017	2018	2019
1998 Sewer System Plant Expansion Bonds, South Huron Valley Utility Authority:	11,977	11,957	11,968	11,974
2002 Michigan Municipal Bond Authority Drinking Water Revolving Fund:	97,500	95,500	98,500	96,376
2004 South Huron Valley Utility Authority SRF Bond:	12,662	12,558	12,563	12,564
2010 Sewer System Improvements Bond:	4,357	4,403	4,291	4,330
2011 South Huron Valley Utility Authority Sewer System Improvement Bonds:	4,590	4,512	4,542	4,568
Subtotal for Bonds & contracts payable	\$131,086	\$128,930	\$131,864	\$129,812

Other contractual debt

Fiscal Years

Name	2016	2017	2018	2019
2014 Installment Purchase Agreement:	14,000	13,768	13,536	13,302
Woodhaven Plant Capacity Purchases:	11,290	11,223	11,229	11,230
Subtotal for Other contractual debt	\$25,290	\$24,991	\$24,765	\$24,532
Total Principal & Interest	\$156,376	\$153,921	\$156,629	\$154,344

**Village of South Rockwood
Complete Debt Report for
1998 Sewer System Plant Expansion Bonds, South Huron Valley Utility
Authority:**

Issuance Information

Debt Type: Bonds & contracts payable
Activity Type: Business-type/Enterprise
Repayment Source: Revenue - Sewer
Issuance Date: 1998-09-29
Issuance Amount: \$195,620
Interest Rate: 2.250
Maturing Through: 2020
Principal Maturity Range: \$9,923 - \$11,848
Internal Tracking ID: 1998
Registrar / Agent: South Huron Valley Utility Authority
Purpose: Treatment Plant Expansion South Rockwood's Share 0.735%
Fund Number: 590-000-210.000

Comments: South Huron Valley Utility Authority is a sewer procession plant owned by seven communities. Each community pays their proportinate share of any debt issuance. South Rockwood's share of the 1998 Plant Expansion Bond is 0.735% or \$195,620 The purpose of this bond was to expand the capacity of the treatment plant

Payment Schedule

<u>Date Due</u>	<u>Principal</u>	<u>Interest</u>	<u>Payment</u>	<u>Balance</u>
2015-10-01	10,584.00	756.00	11,340.00	\$56,610.00
2016-04-01		637.00	637.00	\$56,610.00
2016-10-01	10,805.00	637.00	11,442.00	\$45,805.00
2017-04-01		515.00	515.00	\$45,805.00
2017-10-01	11,062.00	515.00	11,577.00	\$34,743.00
2018-04-01		391.00	391.00	\$34,743.00
2018-10-01	11,319.00	391.00	11,710.00	\$23,424.00
2019-04-01		264.00	264.00	\$23,424.00
2019-10-01	11,576.00	264.00	11,840.00	\$11,848.00
2020-04-01		133.00	133.00	\$11,848.00
2020-10-01	11,848.00	133.00	11,981.00	
Totals	\$67,194.00	\$4,636.00	\$71,830.00	

**Village of South Rockwood
Complete Debt Report for
2002 Michigan Municipal Bond Authority Drinking Water Revolving Fund:**

Issuance Information

Debt Type: Bonds & contracts payable
Activity Type: Business-type/Enterprise
Repayment Source: Revenue - Water
Issuance Date: 2002-09-26
Issuance Amount: \$1,530,000
Interest Rate: 2.50
Maturing Through: 2023
Principal Maturity Range: \$75,000 - \$95,000
Internal Tracking ID: DWRf Water
Registrar / Agent: Monroe County Drain Commission
Purpose: Partial replacement of mains, hydrants and valves and looping the system to eliminated dead end lines.
Fund Number: 591-000-220-000

Comments: This DWRf Bond was issued through the Monroe County Drain Commission to make improvements to the Village's water system. The project extended mains to loop the system, replace some troublesome mains, valves and hydrants and created an emergency source for water should problems arise with the one master connection with DWSD.

Payment Schedule

<u>Date Due</u>	<u>Principal</u>	<u>Interest</u>	<u>Payment</u>	<u>Balance</u>
2015-10-01		8,750.00	8,750.00	\$700,000.00
2016-04-01	80,000.00	8,750.00	88,750.00	\$620,000.00
2016-10-01		7,750.00	7,750.00	\$620,000.00
2017-04-01	80,000.00	7,750.00	87,750.00	\$540,000.00
2017-10-01		6,750.00	6,750.00	\$540,000.00
2018-04-01	85,000.00	6,750.00	91,750.00	\$455,000.00
2018-10-01		5,688.00	5,688.00	\$455,000.00
2019-04-01	85,000.00	5,688.00	90,688.00	\$370,000.00
2019-10-01		4,625.00	4,625.00	\$370,000.00
2020-04-01	90,000.00	4,625.00	94,625.00	\$280,000.00
2020-10-01		3,500.00	3,500.00	\$280,000.00
2021-04-01	90,000.00	3,500.00	93,500.00	\$190,000.00
2021-10-01		2,375.00	2,375.00	\$190,000.00
2022-04-01	95,000.00	2,375.00	97,375.00	\$95,000.00

2022-10-01		1,187.00	1,187.00	\$95,000.00
2023-04-01	95,000.00	1,187.00	96,187.00	
	<hr/>	<hr/>	<hr/>	
Totals	\$700,000.00	\$81,250.00	\$781,250.00	

**Village of South Rockwood
Complete Debt Report for
2004 South Huron Valley Utility Authority SRF Bond:**

Issuance Information

Debt Type: Bonds & contracts payable
Activity Type: Business-type/Enterprise
Repayment Source: Revenue - Sewer
Issuance Date: 2004-06-24
Issuance Amount: \$203,762
Interest Rate: 2.125
Maturing Through: 2026
Principal Maturity Range: \$9,393 - \$12,376
Internal Tracking ID: 2004
Purpose: Sewer System Plant Expansion
Fund Number: 590-000-212.000

Comments: South Huron Valley Utility Authority Bond Issue. The South Huron Valley Utility Authority Wastewater Treatment Plan is owned by seven municipalities of which the Village of South Rockwood owns a small portion. Original Issue of \$9,220,000. Village of South Rockwood's share 2.210%, equaling \$203,762. South Huron Valley Utility Authority Bond Issue. The purpose of this issue was to finance the construction of an Equalization Basin.

Payment Schedule

<u>Date Due</u>	<u>Principal</u>	<u>Interest</u>	<u>Payment</u>	<u>Balance</u>
2015-10-01		1,303.00	1,303.00	\$122,654.00
2016-04-01	10,056.00	1,303.00	11,359.00	\$112,598.00
2016-10-01		1,196.00	1,196.00	\$112,598.00
2017-04-01	10,166.00	1,196.00	11,362.00	\$102,432.00
2017-10-01		1,088.00	1,088.00	\$102,432.00
2018-04-01	10,387.00	1,088.00	11,475.00	\$92,045.00
2018-10-01		978.00	978.00	\$92,045.00
2019-04-01	10,608.00	978.00	11,586.00	\$81,437.00
2019-10-01		865.00	865.00	\$81,437.00
2020-04-01	10,939.00	865.00	11,804.00	\$70,498.00
2020-10-01		749.00	749.00	\$70,498.00
2021-04-01	11,160.00	749.00	11,909.00	\$59,338.00
2021-10-01		630.00	630.00	\$59,338.00
2022-04-01	11,382.00	630.00	12,012.00	\$47,956.00
2022-10-01		510.00	510.00	\$47,956.00
2023-04-01	11,602.00	510.00	12,112.00	\$36,354.00

2023-10-01		386.00	386.00	\$36,354.00
2024-04-01	11,823.00	386.00	12,209.00	\$24,531.00
2024-10-01		261.00	261.00	\$24,531.00
2025-04-01	12,155.00	261.00	12,416.00	\$12,376.00
2025-10-01		132.00	132.00	\$12,376.00
2026-04-01	12,376.00	132.00	12,508.00	
<hr/>				
Totals	\$122,654.00	\$16,196.00	\$138,850.00	

Village of South Rockwood Complete Debt Report for 2010 Sewer System Improvements Bond:

Issuance Information

Debt Type:	Bonds & contracts payable
Activity Type:	Business-type/Enterprise
Repayment Source:	Revenue - Sewer
Issuance Date:	2010-12-22
Issuance Amount:	\$48,672
Interest Rate:	4.0-6.375
Maturing Through:	2030
Principal Maturity Range:	\$1,825 - \$4,107
Internal Tracking ID:	2010
Registrar / Agent:	South Huron Valley Utility Authority
Purpose:	Make Required Improvements at the South Huron Valley Utility Authority Treatment Plant
Fund Number:	590-000-213-001

Comments: The original bond was issued to the South Huron Valley Utility Authority. The South Huron Valley Utility Authority Wastewater Treatment Plan is owned by seven municipalities of which the Village of South Rockwood owns a small portion. This bond was issued in the amount of \$1,600,000 with the Village of South Rockwood share set at 3.042%, equaling \$48,672. The purpose being the the sludge tank storage repair.

Payment Schedule

<u>Date Due</u>	<u>Principal</u>	<u>Interest</u>	<u>Payment</u>	<u>Balance</u>
2015-11-01		1,190.00	1,190.00	\$41,372.00
2016-05-01	1,977.00	1,190.00	3,167.00	\$39,395.00
2016-11-01		1,137.00	1,137.00	\$39,395.00
2017-05-01	2,129.00	1,137.00	3,266.00	\$37,266.00
2017-11-01		1,081.00	1,081.00	\$37,266.00
2018-05-01	2,129.00	1,081.00	3,210.00	\$35,137.00
2018-11-01		1,024.00	1,024.00	\$35,137.00
2019-05-01	2,282.00	1,024.00	3,306.00	\$32,855.00
2019-11-01		964.00	964.00	\$32,855.00
2020-05-01	2,282.00	964.00	3,246.00	\$30,573.00
2020-11-01		903.00	903.00	\$30,573.00
2021-05-01	2,586.00	903.00	3,489.00	\$27,987.00
2021-11-01		835.00	835.00	\$27,987.00
2022-05-01	2,434.00	835.00	3,269.00	\$25,553.00
2022-11-01		770.00	770.00	\$25,553.00

2023-05-01	2,586.00	770.00	3,356.00	\$22,967.00
2023-11-01		702.00	702.00	\$22,967.00
2024-05-01	2,738.00	702.00	3,440.00	\$20,229.00
2024-11-01		629.00	629.00	\$20,229.00
2025-05-01	2,890.00	629.00	3,519.00	\$17,339.00
2025-11-01		553.00	553.00	\$17,339.00
2026-05-01	2,890.00	553.00	3,443.00	\$14,449.00
2026-11-01		461.00	461.00	\$14,449.00
2027-05-01	3,042.00	461.00	3,503.00	\$11,407.00
2027-11-01		364.00	364.00	\$11,407.00
2028-05-01	3,498.00	364.00	3,862.00	\$7,909.00
2028-11-01		252.00	252.00	\$7,909.00
2029-05-01	3,802.00	252.00	4,054.00	\$4,107.00
2029-11-01		131.00	131.00	\$4,107.00
2030-05-01	4,107.00	130.00	4,237.00	

Totals	\$41,372.00	\$21,991.00	\$63,363.00	
--------	-------------	-------------	-------------	--

**Village of South Rockwood
Complete Debt Report for
2011 South Huron Valley Utility Authority Sewer System Improvement
Bonds:**

Issuance Information

Debt Type: Bonds & contracts payable
Activity Type: Business-type/Enterprise
Repayment Source: Revenue - Sewer
Issuance Date: 2011-06-24
Issuance Amount: \$70,687
Interest Rate: 2.500
Maturing Through: 2031
Principal Maturity Range: \$2,783 - \$4,389
Internal Tracking ID: 2011
Registrar / Agent: South Huron Valley Utility Authority
Purpose: Improvements at the South Huron Valley Utility Authority Treatment Plant
Fund Number: 590-000-213-003

Comments: This bond was issued to the South Huron Valley Utility Authority. The South Huron Valley Utility Authority Wastewater Treatment Plan is owned by seven municipalities of which the Village of South Rockwood owns a small portion. The original bond issued to the South Huron Valley Utility Authority was in the amount of \$3,310,000. The Village of South Rockwood share was set at 2.141% equaling \$70,867. The purpose of this bond issue was the re-lining of the Trenton Arm of the transmission main.

Payment Schedule

<u>Date Due</u>	<u>Principal</u>	<u>Interest</u>	<u>Payment</u>	<u>Balance</u>
2015-10-01		743.00	743.00	\$59,414.00
2016-04-01	3,104.00	743.00	3,847.00	\$56,310.00
2016-10-01		704.00	704.00	\$56,310.00
2017-04-01	3,104.00	704.00	3,808.00	\$53,206.00
2017-10-01		665.00	665.00	\$53,206.00
2018-04-01	3,212.00	665.00	3,877.00	\$49,994.00
2018-10-01		625.00	625.00	\$49,994.00
2019-04-01	3,318.00	625.00	3,943.00	\$46,676.00
2019-10-01		583.00	583.00	\$46,676.00
2020-04-01	3,426.00	583.00	4,009.00	\$43,250.00
2020-10-01		541.00	541.00	\$43,250.00
2021-04-01	3,426.00	541.00	3,967.00	\$39,824.00

2021-10-01		498.00	498.00	\$39,824.00
2022-04-01	3,533.00	498.00	4,031.00	\$36,291.00
2022-10-01		454.00	454.00	\$36,291.00
2023-04-01	3,640.00	454.00	4,094.00	\$32,651.00
2023-10-01		408.00	408.00	\$32,651.00
2024-04-01	3,747.00	408.00	4,155.00	\$28,904.00
2024-10-01		361.00	361.00	\$28,904.00
2025-04-01	3,854.00	361.00	4,215.00	\$25,050.00
2025-10-01		313.00	313.00	\$25,050.00
2026-04-01	3,961.00	313.00	4,274.00	\$21,089.00
2026-10-01		263.00	263.00	\$21,089.00
2027-04-01	4,068.00	263.00	4,331.00	\$17,021.00
2027-10-01		213.00	213.00	\$17,021.00
2028-04-01	4,175.00	213.00	4,388.00	\$12,846.00
2028-10-01		161.00	161.00	\$12,846.00
2029-04-01	4,175.00	161.00	4,336.00	\$8,671.00
2029-10-01		108.00	108.00	\$8,671.00
2030-04-01	4,282.00	108.00	4,390.00	\$4,389.00
2030-10-01		55.00	55.00	\$4,389.00
2031-04-01	4,389.00	55.00	4,444.00	
Totals	\$59,414.00	\$13,390.00	\$72,804.00	

**Village of South Rockwood
Complete Debt Report for
2014 Installment Purchase Agreement:**

Issuance Information

Debt Type: Other contractual debt
Activity Type: Government
Repayment Source: Revenue - Sewer
Issuance Date: 2014-05-16
Issuance Amount: \$65,296
Interest Rate: 1.78%
Maturing Through: 2019
Principal Maturity Range: \$13,070 - \$13,070
Internal Tracking ID: 2014
Purpose: To Rebuild Trenton Arm Pump And Wastewater Treatment Plant Sludge Thickener Tank
Fund Number: 590

Comments: 2014 Sewer System Installment Purchase Agreement With Brownstown Township To Rebuild Trenton Arm Pump and Wastewater Treatment Plant Sludge Tank Thickener

Payment Schedule

<u>Date Due</u>	<u>Interest Rate</u>	<u>Principal</u>	<u>Interest</u>	<u>Payment</u>	<u>Balance</u>
2015-10-11	1.78%		465.00	465.00	\$0.00
2016-04-11	1.78%	13,070.00	465.00	13,535.00	\$0.00
2016-10-11	1.78%		349.00	349.00	\$0.00
2017-04-11	1.78%	13,070.00	349.00	13,419.00	\$0.00
2017-10-11	1.78%		233.00	233.00	\$0.00
2018-04-11	1.78%	13,070.00	233.00	13,303.00	\$0.00
2018-10-11	1.78%		116.00	116.00	\$0.00
2019-04-11	1.78%	13,070.00	116.00	13,186.00	\$0.00
Totals		\$52,280.00	\$2,326.00	\$54,606.00	

Village of South Rockwood Complete Debt Report for Woodhaven Plant Capacity Purchases:

Issuance Information

Debt Type:	Other contractual debt
Activity Type:	Government
Repayment Source:	Revenue - Sewer
Issuance Date:	2005-04-01
Issuance Amount:	\$203,342
Interest Rate:	2.00-2.25
Maturing Through:	2026
Principal Maturity Range:	\$3,348 - \$7,076
Internal Tracking ID:	2005
Registrar / Agent:	City of Woodhaven
Purpose:	Purchase Treatment Plant Capacity for housing development
Fund Number:	590-000-212.002

Comments: The Village of South Rockwood purchased an additional 0.0975 Million Gallons per day of plant capacity from the City of Woodhaven. The purpose of the purchase was to provide sewer treatment capacity for an 500+ unit residential development. The residential development was put on hold and all approvals permits have expired.

Payment Schedule

<u>Date Due</u>	<u>Principal</u>	<u>Interest</u>	<u>Payment</u>	<u>Balance</u>
2015-10-01	3,581.00	1,000.00	4,581.00	\$89,254.00
2016-04-01	5,749.00	960.00	6,709.00	\$83,505.00
2016-10-01	3,654.00	899.00	4,553.00	\$79,851.00
2017-04-01	5,812.00	858.00	6,670.00	\$74,039.00
2017-10-01	3,740.00	796.00	4,536.00	\$70,299.00
2018-04-01	5,939.00	754.00	6,693.00	\$64,360.00
2018-10-01	3,826.00	691.00	4,517.00	\$60,534.00
2019-04-01	6,065.00	648.00	6,713.00	\$54,469.00
2019-10-01	3,912.00	584.00	4,496.00	\$50,557.00
2020-04-01	6,254.00	540.00	6,794.00	\$44,303.00
2020-10-01	3,997.00	473.00	4,470.00	\$40,306.00
2021-04-01	6,381.00	428.00	6,809.00	\$33,925.00
2021-10-01		360.00	360.00	\$33,925.00
2022-04-01	6,507.00	360.00	6,867.00	\$27,418.00
2022-10-01		291.00	291.00	\$27,418.00

2023-04-01	6,633.00	291.00	6,924.00	\$20,785.00
2023-10-01		221.00	221.00	\$20,785.00
2024-04-01	6,760.00	221.00	6,981.00	\$14,025.00
2024-10-01		149.00	149.00	\$14,025.00
2025-04-01	6,949.00	149.00	7,098.00	\$7,076.00
2025-10-01		75.00	75.00	\$7,076.00
2026-04-01	7,076.00	75.00	7,151.00	
<hr/>				
Totals	\$92,835.00	\$10,823.00	\$103,658.00	

