

Michigan Department of Treasury
Office of Revenue and Tax Analysis
PO Box 30722
Lansing MI 48909

RE: Compliance Form 4886 for City of Hamtramck, MI Transparency & Accountability

The City of Hamtramck is pleased to submit form 4886 with the required documents per Public Act 84, in compliance with the State of Michigan's Transparency and Accountability Initiative.

The City of Hamtramck has chosen to use a web-service for this requirement, and has partnered with Munetrix to showcase our data.

Included with this letter are the required documents for City of Hamtramck's:

- Citizen's Guide to Finances including our Pension and OPEB status
- Performance Dashboard
- Debt Service Report
- Projected Budget Report

We have made the data available to the public via a link on our website; as well we will make available limited quantities of paper copies in our municipality lobby and notify residents in our periodic mailings. You will find the confirmation of our website link and various supporting transparency documentation included with this letter.

We look forward to receiving these important funds from the State of Michigan and trust you will contact us if there are any questions or concerns.

Sincerely,

Katrina Powell
City Manager

Michigan Department of Treasury
(Recreated) 4886 (Rev. 07-15)

City, Village, and Township Revenue Sharing/County Incentive Program Certification of Accountability and Transparency

Issued under authority of 2015 Public Act 84. Filing is mandatory to qualify for payments.

Each city/village/township/county applying for City, Village, and Township Revenue Sharing or County Incentive Program payments must:

1. Certify to the Michigan Department of Treasury (Treasury) that the local unit listed below has produced and made available to the public, a Citizen's Guide, a Performance Dashboard, a Debt Service Report, and a Projected Budget Report as required by 2015 Public Act 84. The Citizen's Guide, Performance Dashboard, Debt Service Report, and Projected Budget Report shall be made available for public viewing in the clerk's office or posted on a publicly accessible Internet site. The local unit must include in any mailing of general information to its citizens, the physical location or Internet website address where all the documents are available for viewing.
2. Submit to Treasury a Citizen's Guide, a Performance Dashboard, a Debt Service Report, and a Projected Budget Report.

This certification, along with a Citizen's Guide, a Performance Dashboard, a Debt Service Report, and a Projected Budget Report, **must be received by December 1, 2015**, (or the first day of a payment month) in order to qualify for that month's payment. Postmark dates will not be considered. For questions, call 517-373-2697.

PART 1: LOCAL UNIT INFORMATION			
Local Unit Name City of Hamtramck		Local Unit County Name Wayne County	
Local Unit Code 822140		Contact E-Mail Address bcairns@hamtramckcity.com	
Contact Name Bhama Cairns	Contact Title City Controller	Contact Telephone Number 313-870-0322	Extension
Website Address, if reports are available online http://munetrix.com/sections/data/municipal.php?MuniID=210&Type=City		Current Fiscal Year End Date 2016-06-30	
PART 2: CERTIFICATION			
<i>In accordance with 2015 Public Act 84, the undersigned hereby certifies to Treasury that the above mentioned local unit 1) has produced a Citizen's Guide, a Performance Dashboard, a Debt Service Report, and a Projected Budget Report; 2) has made the documents available for public viewing in the city, village, township, or county clerk's office or has posted them on a publicly accessible Internet site; and 3) will include in any mailing of general information to our citizens, the physical location or Internet website address where the documents are located. The Citizen's Guide, Performance Dashboard, Debt Service Report, and Projected Budget Report are attached to this signed certification.</i>			
Chief Administrative Officer Signature (as defined in MCL 141.422b)		Printed Name of Chief Administrative Officer (as defined in MCL 141.422b) Katrina Powell	
Title City Manager		Date November 20, 2015	

Completed and signed form (including required attachments) should be e-mailed to: TreasRevenueSharing@michigan.gov
If you are unable to submit via e-mail, fax to 517-335-3298 or mail the completed form and required attachments to:

Michigan Department of Treasury
Office of Revenue and Tax Analysis
PO Box 30722
Lansing MI 48909

TREASURY USE ONLY		
CVTRS/CIP Eligible	Y N	Certification Received
Final Certification		Citizen's Guide Received
		Performance Dashboard Received
		Debt Service Report Received
		Projected Budget Report Received
		CVTRS/CIP Notes

General Info

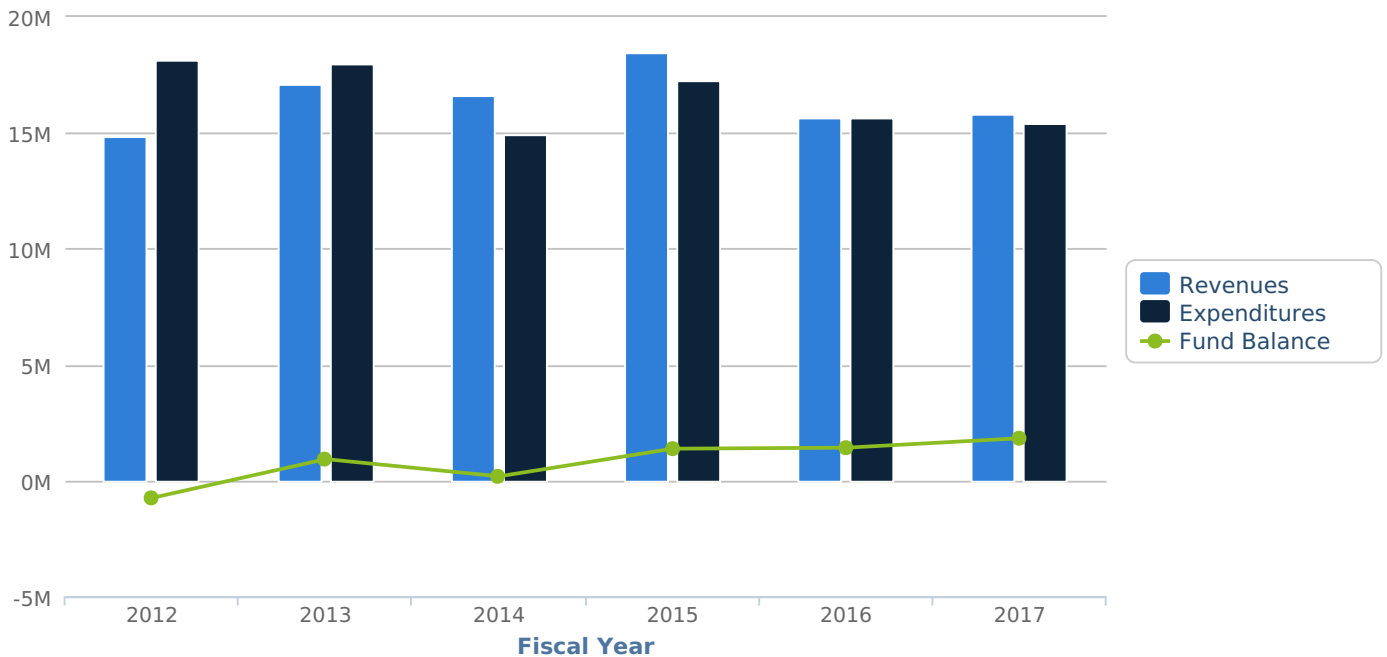
Name	Type	Fiscal Year End	Population (2010)	Phone	Website
Hamtramck	City	June	22,378	(313) 876-7700	http://www.hamtramck.us/

Multi-Year General Fund Only

Year	Data Status	Fiscal Score	Population	General Fund Revenues	General Fund Expenditures	*Available Fund Balance	Taxable Value
2017	Forecast	1	22,099	\$15,803,154	\$15,394,978	\$1,819,625	\$192,992,992
2016	Budget	3	22,099	\$15,682,419	\$15,640,557	\$1,411,449	\$191,082,170
2015	Unaudited	4	22,099	\$18,474,473	\$17,281,016	\$1,369,587	\$189,190,268
2014	Historic	6	22,099	\$16,610,860	\$14,926,850	\$176,130	\$186,706,598
2013	Audited	6	22,168	\$17,072,121	\$18,003,398	\$918,732	\$185,638,645
2012	Historic	6	22,310	\$14,827,149	\$18,130,533	-\$753,733	\$195,096,857

*Available Fund Balance includes Committed, Assigned, and Unassigned Funds. It excludes Nonspendable and Restricted Funds.

How We Have Managed Our Resources



Fiscal Year Assumptions Notes

2016 Notes:

Assumptions for 2016 and 2017

Revenues

- Assumed a 1% increase income tax due to increased enforcement
- \$100,000 GF increase due to improved cost recovery from other funds

Expenditures

- General Government improved by 1% due to improved business processes
- Police and Fire down 2% due to reduced overtime
- Public Works improved by 1% due to improved processes
- All other departments expected to remain the same
- Negotiating no change in health care expenses but any increases will be presented to the employees for co-pay
- Salaries will remain flat

Financial Statement

Including General Fund only

Balance Sheet

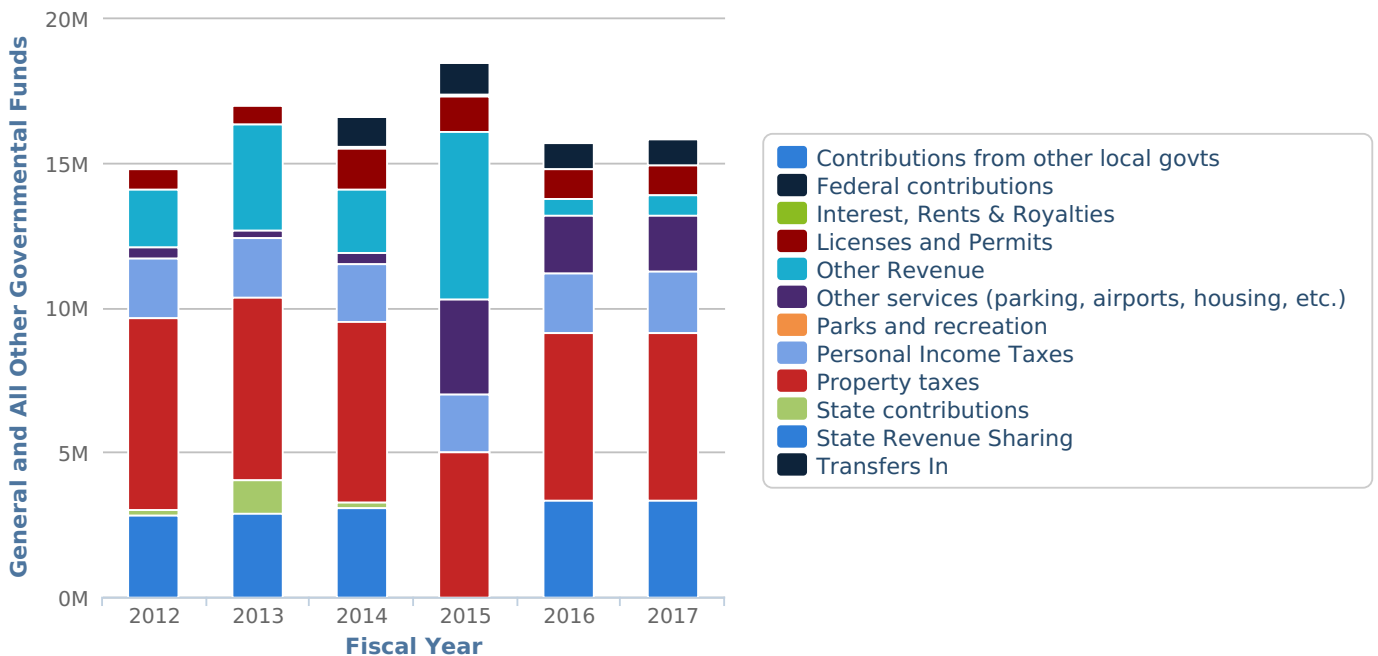
Category Name	2017	2016	2015	2014	2013	2012
Fund Equity	\$1,819,625	\$1,411,449	\$1,369,587	\$176,130	\$1,121,311	\$-582,365
Total Assets	N/A	N/A	N/A	\$4,604,234	\$2,854,126	\$1,969,239
Total Liabilities	\$0	\$0	N/A	\$1,798,912	\$1,732,815	\$2,551,604

*Fund Equity includes all five fund types: Committed, Assigned, Unassigned, Nonspendable and Restricted Funds.

Revenues

Category Name	2017	2016	2015	2014	2013	2012
Contributions from other local govts	\$0					
Federal contributions	\$900,000	\$900,000	\$1,127,724	\$1,043,906		
Interest, Rents & Royalties	\$0		\$40,402	\$69,933	\$69,481	\$58,625
Licenses and Permits	\$1,026,500	\$1,026,500	\$1,260,208	\$1,396,400	\$647,622	\$684,038
Other Revenue	\$680,500	\$580,500	\$5,770,280	\$2,189,985	\$3,709,142	\$2,023,680
Other services (parking, airports, housing, etc.)	\$1,965,100	\$1,965,100	\$3,247,536	\$419,299	\$257,101	\$366,840
Parks and recreation	\$0					
Personal Income Taxes	\$2,094,235	\$2,073,500	\$1,997,029	\$1,994,976	\$2,015,176	\$2,033,978
Property taxes	\$5,779,702	\$5,779,702	\$5,031,293	\$6,199,713	\$6,295,704	\$6,651,326
State contributions				\$223,815	\$1,155,889	\$183,483
State Revenue Sharing	\$3,357,117	\$3,357,117		\$3,072,833	\$2,920,456	\$2,825,179
Transfers In	\$0				\$1,550	
Total	\$15,803,154	\$15,682,419	\$18,474,473	\$16,610,860	\$17,072,121	\$14,827,149

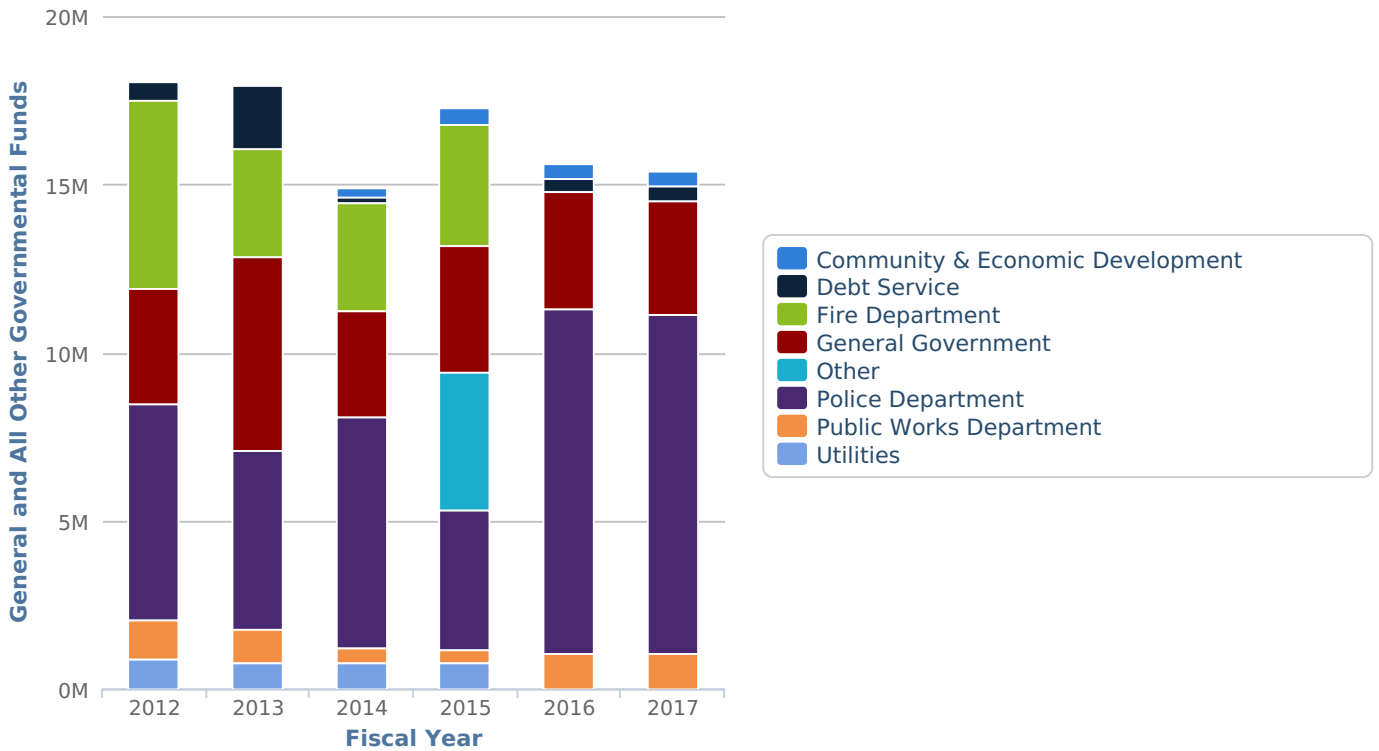
Where The Money Comes From



Expenses

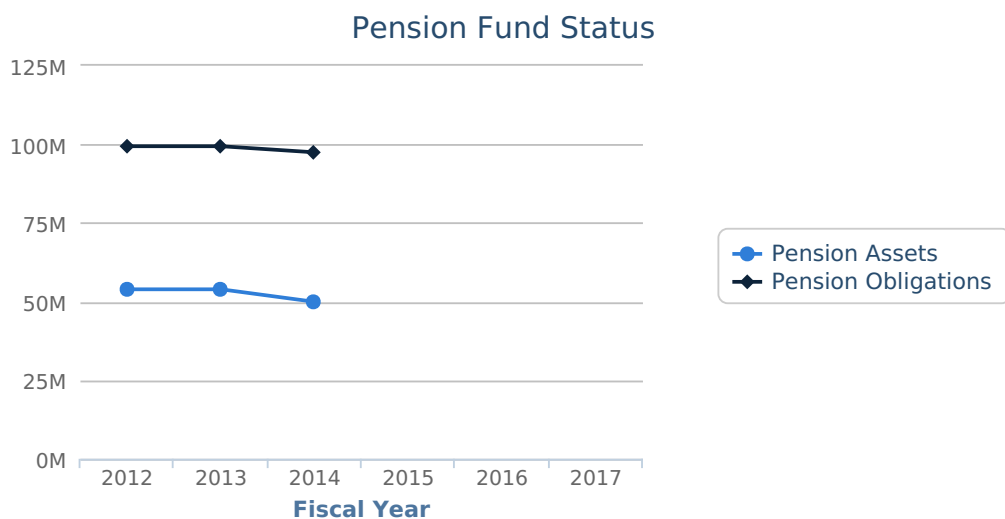
Category Name	2017	2016	2015	2014	2013	2012
Community & Economic Development	\$438,500	\$438,500	\$481,684	\$282,897	\$76,407	\$74,873
Debt Service	\$419,264	\$421,028		\$180,770	\$1,886,293	\$560,324
Fire Department			\$3,604,179	\$3,219,787	\$3,197,519	\$5,583,164
General Government	\$3,424,608	\$3,452,446	\$3,803,160	\$3,135,604	\$5,770,864	\$3,453,944
Other			\$4,087,643			
Police Department	\$10,063,750	\$10,269,133	\$4,153,255	\$6,907,957	\$5,298,349	\$6,431,800
Public Works Department	\$1,048,856	\$1,059,450	\$378,405	\$424,487	\$973,907	\$1,137,325
Utilities			\$772,691	\$775,348	\$800,059	\$889,103
Total	\$15,394,978	\$15,640,557	\$17,281,016	\$14,926,850	\$18,003,398	\$18,130,533

How The Money Is Spent



Supplementary Information (Pension / OPEB)

Category Name	2017	2016	2015	2014	2013	2012
Pensions Actuarial Liability	N/A	N/A	N/A	\$97,465,269	\$99,412,617	\$99,412,617
Pension Fund Assets	N/A	N/A	N/A	\$49,919,213	\$53,904,645	\$53,904,645
OPEB Actuarial Liability	N/A	N/A	N/A	\$32,746,691	\$47,287,476	\$47,287,476
OPEB Fund Assets	N/A	N/A	N/A	N/A	N/A	N/A










Other Post-Employment Benefit Fund Status













Fund Equity Detail

Category Name	2017	2016	2015	2014	2013	2012
Assigned	\$0	\$0				
Committed	\$0	\$0				
Nonspendable	\$0	\$0		\$176,130	\$202,579	\$171,368
Restricted	\$0	\$0				
Unassigned	\$1,819,625	\$1,411,449	\$1,369,587		\$918,732	\$-753,733

Copyright © 2015 Munetrix, LLC. All rights reserved.

Fiscal Stability	2013	2014	Progress
Annual General Fund expenditures per capita	\$812	\$675	
Fund balance as % of General Fund Revenues 	5.4%	1.1%	
Other Post Employment Benefits % Funded	0.0%	0.0%	
Pension % Funded 	54.2%	51.2%	
Debt burden per capita	\$180	\$183	

Public Safety	2013	2014	Progress
Crimes against persons per thousand residents 	23.1	19.5	
Crimes against property per thousand residents 	67.8	53.8	
Crimes against society per thousand residents 	24.1	19.1	
Other crimes per thousand residents 	18.1	13.6	
Traffic crashes property	346	390	
Traffic crashes injuries	63	87	

School District Enrollment	2013	2014	Progress
School District of the City of Hamtramck	2,900	2,878	

City of Hamtramck
Local Code: 82-2140
Debt Service Summary Report

Bonds & contracts payable

Fiscal Years

Name	2015	2016	2017	2018
Series 2012B, Local Govt. Revenue Bonds:	181,350	186,700	186,825	182,700
Subtotal for Bonds & contracts payable	\$181,350	\$186,700	\$186,825	\$182,700

Other contractual debt

Fiscal Years

Name	2015	2016	2017	2018
Emergency Loan Note - GO Limited Tax 2013-14 Series 1 :	232,439	232,439	232,439	232,439
Subtotal for Other contractual debt	\$232,439	\$232,439	\$232,439	\$232,439
Total Principal & Interest	\$413,789	\$419,139	\$419,264	\$415,139

**City of Hamtramck
Complete Debt Report for
Series 2012B, Local Govt. Revenue Bonds:**

Issuance Information

Debt Type: Bonds & contracts payable
Activity Type: Government
Repayment Source: General Obligation
Issuance Date: 2012-08-08
Issuance Amount: \$1,340,000
Maturing Through: 2021
Principal Maturity Range: \$20,000 - \$185,000

Payment Schedule

<u>Date Due</u>	<u>Principal</u>	<u>Interest</u>	<u>Payment</u>	<u>Balance</u>
2015-06-30	150,000.00	31,350.00	181,350.00	\$1,025,000.00
2016-06-30	160,000.00	26,700.00	186,700.00	\$865,000.00
2017-06-30	165,000.00	21,825.00	186,825.00	\$700,000.00
2018-06-30	165,000.00	17,700.00	182,700.00	\$535,000.00
2019-06-30	170,000.00	13,500.00	183,500.00	\$365,000.00
2020-06-30	180,000.00	8,250.00	188,250.00	\$185,000.00
2021-06-30	185,000.00	2,775.00	187,775.00	
<hr/>				
Totals	\$1,175,000.00	\$122,100.00	\$1,297,100.00	

City of Hamtramck
Complete Debt Report for
Emergency Loan Note - GO Limited Tax 2013-14 Series 1 :

Issuance Information

Debt Type: Other contractual debt
Activity Type: Government
Repayment Source: General Obligation
Issuance Date: 2014-09-23
Issuance Amount: \$2,070,027
Maturing Through: 2024
Principal Maturity Range: \$189,363 - \$227,206

Payment Schedule

<u>Date Due</u>	<u>Principal</u>	<u>Interest</u>	<u>Payment</u>	<u>Balance</u>
2015-06-30	199,699.00	32,740.00	232,439.00	\$1,870,328.00
2016-06-30	189,363.00	43,076.00	232,439.00	\$1,680,965.00
2017-06-30	193,830.00	38,609.00	232,439.00	\$1,487,135.00
2018-06-30	198,235.00	34,204.00	232,439.00	\$1,288,900.00
2019-06-30	202,795.00	29,645.00	232,440.00	\$1,086,105.00
2020-06-30	207,425.00	25,015.00	232,440.00	\$878,680.00
2021-06-30	212,257.00	20,182.00	232,439.00	\$666,423.00
2022-06-30	217,112.00	15,328.00	232,440.00	\$449,311.00
2023-06-30	222,105.00	10,334.00	232,439.00	\$227,206.00
2024-06-30	227,206.00	5,233.00	232,439.00	
<hr/>				
Totals	\$2,070,027.00	\$254,366.00	\$2,324,393.00	

