

Michigan Department of Treasury
Office of Revenue and Tax Analysis
PO Box 30722
Lansing MI 48909

RE: Compliance Form 4886 for Grosse Ile Township, MI Transparency & Accountability

The Grosse Ile Township is pleased to submit form 4886 with the required documents per Public Act 84, in compliance with the State of Michigan's Transparency and Accountability Initiative.

The Grosse Ile Township has chosen to use a web-service for this requirement, and has partnered with Munetrix to showcase our data.

Included with this letter are the required documents for Grosse Ile Township's:

- Citizen's Guide to Finances including our Pension and OPEB status
- Performance Dashboard
- Debt Service Report
- Projected Budget Report

We have made the data available to the public via a link on our website; as well we will make available limited quantities of paper copies in our municipality lobby and notify residents in our periodic mailings. You will find the confirmation of our website link and various supporting transparency documentation included with this letter.

We look forward to receiving these important funds from the State of Michigan and trust you will contact us if there are any questions or concerns.

Sincerely,

Ann M Darzniek
Finance Director

Michigan Department of Treasury
(Recreated) 4886 (Rev. 07-15)

City, Village, and Township Revenue Sharing/County Incentive Program Certification of Accountability and Transparency

Issued under authority of 2015 Public Act 84. Filing is mandatory to qualify for payments.

Each city/village/township/county applying for City, Village, and Township Revenue Sharing or County Incentive Program payments must:

1. Certify to the Michigan Department of Treasury (Treasury) that the local unit listed below has produced and made available to the public, a Citizen's Guide, a Performance Dashboard, a Debt Service Report, and a Projected Budget Report as required by 2015 Public Act 84. The Citizen's Guide, Performance Dashboard, Debt Service Report, and Projected Budget Report shall be made available for public viewing in the clerk's office or posted on a publicly accessible Internet site. The local unit must include in any mailing of general information to its citizens, the physical location or Internet website address where all the documents are available for viewing.
2. Submit to Treasury a Citizen's Guide, a Performance Dashboard, a Debt Service Report, and a Projected Budget Report.

This certification, along with a Citizen's Guide, a Performance Dashboard, a Debt Service Report, and a Projected Budget Report, **must be received by December 1, 2015**, (or the first day of a payment month) in order to qualify for that month's payment. Postmark dates will not be considered. For questions, call 517-373-2697.

PART 1: LOCAL UNIT INFORMATION			
Local Unit Name Grosse Ile Township		Local Unit County Name Wayne County	
Local Unit Code 821030		Contact E-Mail Address annd@grosseile.com	
Contact Name Ann M Darzniek	Contact Title Finance Director	Contact Telephone Number (734)676-4422	Extension
Website Address, if reports are available online http://munetrix.com/sections/data/municipal.php?MuniID=529&Type=Township		Current Fiscal Year End Date 03-31-2016	
PART 2: CERTIFICATION			
<i>In accordance with 2015 Public Act 84, the undersigned hereby certifies to Treasury that the above mentioned local unit 1) has produced a Citizen's Guide, a Performance Dashboard, a Debt Service Report, and a Projected Budget Report; 2) has made the documents available for public viewing in the city, village, township, or county clerk's office or has posted them on a publicly accessible Internet site; and 3) will include in any mailing of general information to our citizens, the physical location or Internet website address where the documents are located. The Citizen's Guide, Performance Dashboard, Debt Service Report, and Projected Budget Report are attached to this signed certification.</i>			
Chief Administrative Officer Signature (as defined in MCL 141.422b)		Printed Name of Chief Administrative Officer (as defined in MCL 141.422b) Ann M Darzniek	
Title Finance Director		Date November 25, 2015	

Completed and signed form (including required attachments) should be e-mailed to: TreasRevenueSharing@michigan.gov
If you are unable to submit via e-mail, fax to 517-335-3298 or mail the completed form and required attachments to:

Michigan Department of Treasury
Office of Revenue and Tax Analysis
PO Box 30722
Lansing MI 48909

TREASURY USE ONLY		
CVTRS/CIP Eligible	Y N	Certification Received
Final Certification		Citizen's Guide Received
		Performance Dashboard Received
		Debt Service Report Received
		Projected Budget Report Received
		CVTRS/CIP Notes

General Info

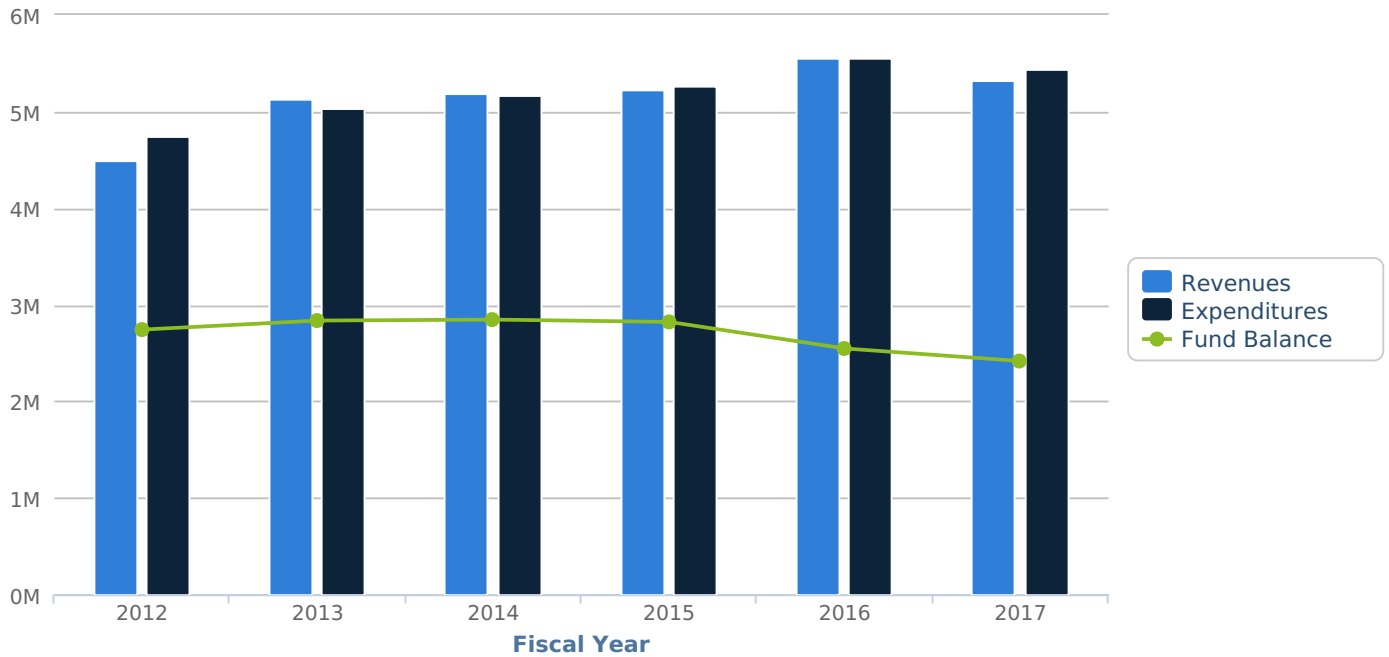
Name	Type	Fiscal Year End	Population (2010)	Phone	Website
Grosse Ile	Township	March	10,348	(734) 676-4422	http://www.grosseile.com/

Multi-Year General Fund Only

Year	Data Status	Fiscal Score	Population	General Fund Revenues	General Fund Expenditures	*Available Fund Balance	Taxable Value
2017	Forecast	2	10,284	\$5,317,091	\$5,447,125	\$2,415,450	\$574,444,264
2016	Budget	1	10,284	\$5,555,406	\$5,555,406	\$2,545,484	\$574,444,263
2015	Audited	0	10,284	\$5,229,438	\$5,264,300	\$2,820,742	\$574,444,262
2014	Historic	2	10,181	\$5,193,175	\$5,166,926	\$2,844,811	\$563,780,603
2013	Historic	2	10,212	\$5,126,663	\$5,033,642	\$2,834,877	\$557,682,883
2012	Historic	3	10,269	\$4,493,623	\$4,740,857	\$2,741,325	\$552,844,332

*Available Fund Balance includes Committed, Assigned, and Unassigned Funds. It excludes Nonspendable and Restricted Funds.

How We Have Managed Our Resources



Fiscal Year Assumptions Notes

2017 Notes:

REVENUE ASSUMPTIONS

- Property tax revenue (1%)
- State shared revenue (3%)

EXPENDITURE ASSUMPTIONS

- Health Insurance Costs +3% (based on history of Michigan health care cap)
- Pension Costs +10% Accelerated Amortization Period

Financial Statement

Including General Fund only

Balance Sheet

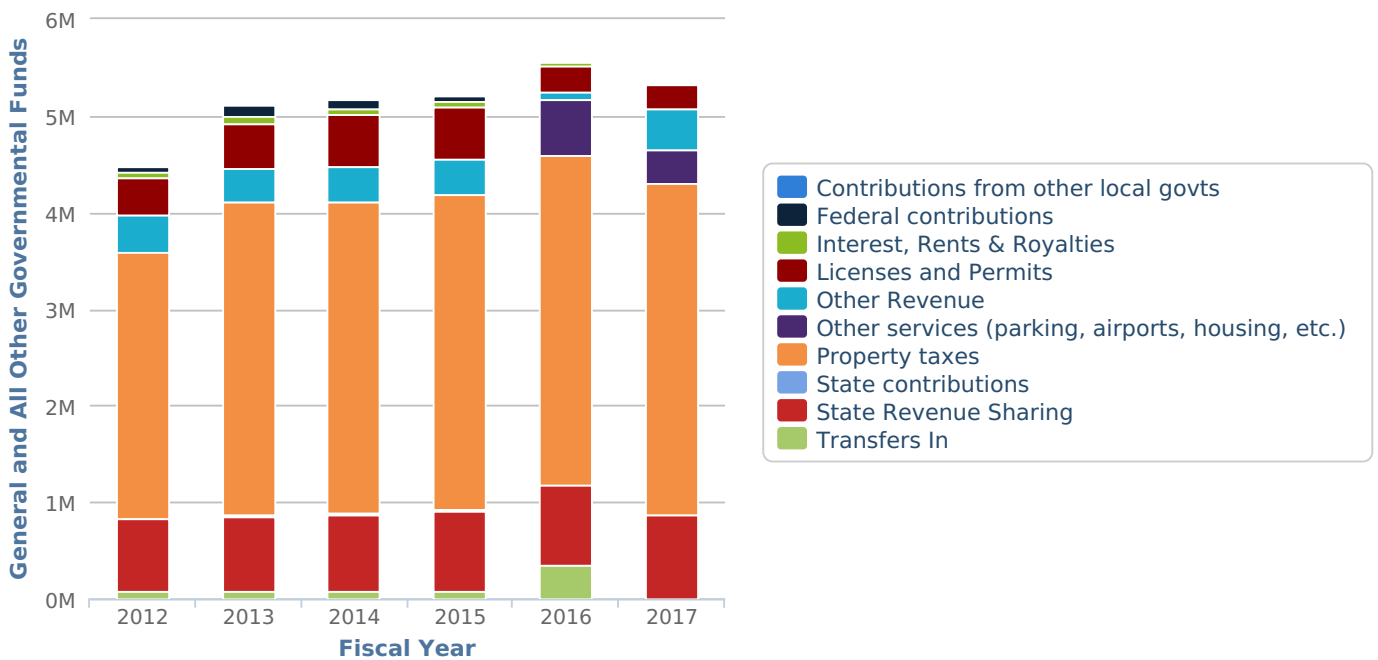
Category Name	2017	2016	2015	2014	2013	2012
Fund Equity	\$2,415,450	\$2,545,484	\$2,977,650	\$2,932,836	\$2,906,587	\$2,813,566
Total Assets	N/A	N/A	N/A	\$3,136,756	\$3,118,273	\$2,991,170
Total Liabilities	N/A	N/A	N/A	\$203,920	\$211,686	\$177,604

*Fund Equity includes all five fund types: Committed, Assigned, Unassigned, Nonspendable and Restricted Funds.

Revenues

Category Name	2017	2016	2015	2014	2013	2012
Contributions from other local govts			\$19,800	\$19,800	\$19,800	\$19,800
Federal contributions		\$500	\$59,256	\$93,783	\$118,219	\$49,611
Interest, Rents & Royalties		\$35,000	\$53,965	\$54,666	\$62,251	\$61,011
Licenses and Permits	\$250,000	\$266,532	\$540,832	\$555,570	\$464,373	\$380,911
Other Revenue	\$420,000	\$86,750	\$368,893	\$364,970	\$359,736	\$399,646
Other services (parking, airports, housing, etc.)	\$350,000	\$579,955				
Property taxes	\$3,438,554	\$3,404,509	\$3,268,684	\$3,221,239	\$3,239,228	\$2,744,950
State contributions			\$5,365	\$5,363	\$5,408	\$5,401
State Revenue Sharing	\$858,537	\$833,531	\$837,579	\$803,770	\$788,221	\$759,780
Transfers In		\$348,629	\$75,064	\$74,014	\$69,427	\$72,513
Total	\$5,317,091	\$5,555,406	\$5,229,438	\$5,193,175	\$5,126,663	\$4,493,623

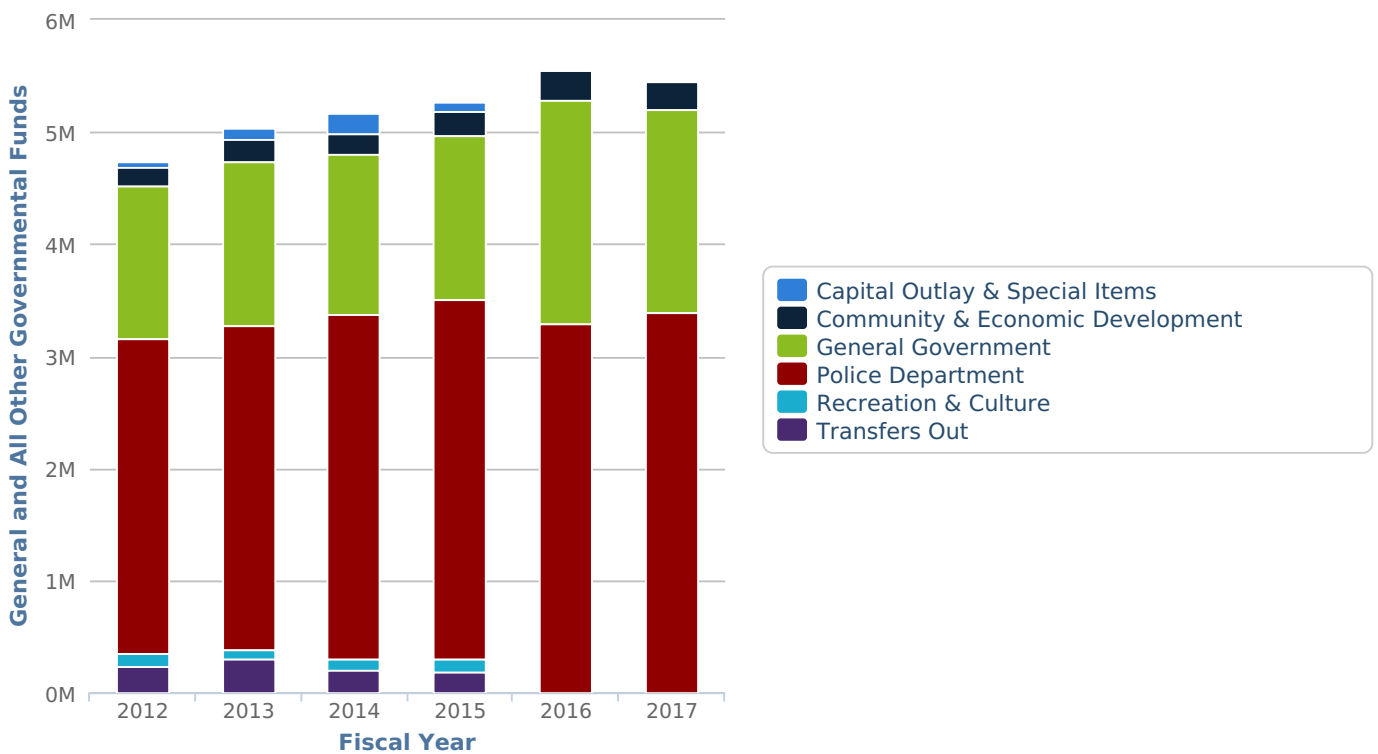
Where The Money Comes From



Expenses

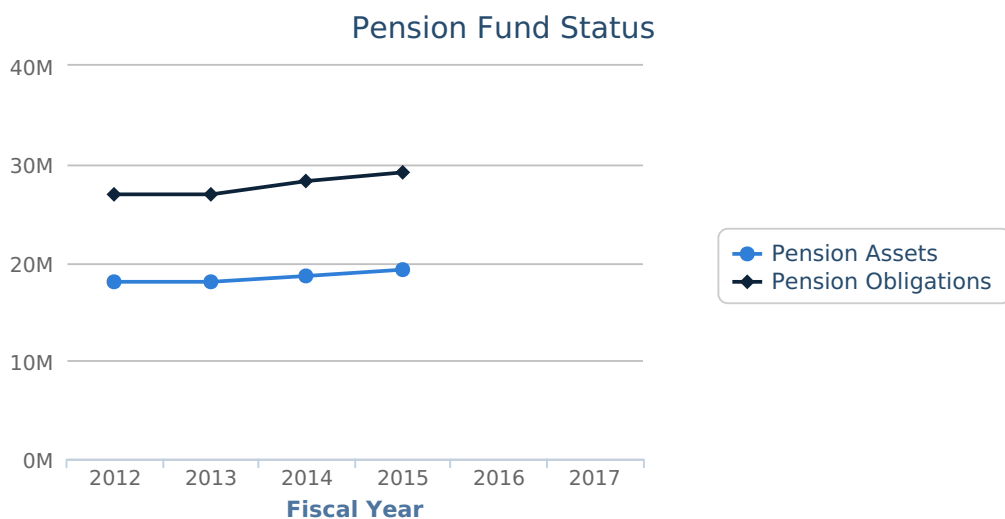
Category Name	2017	2016	2015	2014	2013	2012
Capital Outlay & Special Items			\$78,134	\$175,425	\$103,372	\$48,319
Community & Economic Development	\$250,691	\$262,382	\$216,562	\$182,553	\$187,247	\$178,550
General Government	\$1,798,043	\$1,999,094	\$1,464,491	\$1,431,477	\$1,462,232	\$1,358,452
Police Department	\$3,398,391	\$3,293,930	\$3,210,115	\$3,085,973	\$2,902,709	\$2,811,390
Recreation & Culture			\$106,736	\$96,210	\$85,530	\$103,900
Transfers Out			\$188,262	\$195,288	\$292,552	\$240,246
Total	\$5,447,125	\$5,555,406	\$5,264,300	\$5,166,926	\$5,033,642	\$4,740,857

How The Money Is Spent

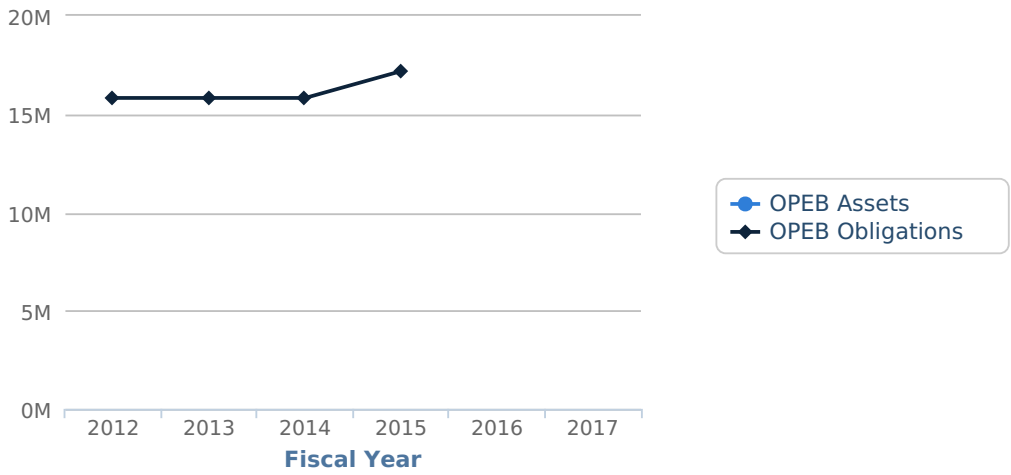


Supplementary Information (Pension / OPEB)

Category Name	2017	2016	2015	2014	2013	2012
Pensions Actuarial Liability	N/A	N/A	\$29,154,499	\$28,272,788	\$26,914,039	\$26,914,039
Pension Fund Assets	N/A	N/A	\$19,251,511	\$18,611,062	\$18,013,242	\$18,013,242
OPEB Actuarial Liability	N/A	N/A	\$17,186,369	\$15,821,755	\$15,821,755	\$15,821,755
OPEB Fund Assets	N/A	N/A	N/A	N/A	N/A	N/A



Other Post-Employment Benefit Fund Status



Fund Equity Detail

Category Name	2017	2016	2015	2014	2013	2012
Nonspendable				\$88,025	\$71,710	\$72,241
Reserved / Restricted			\$77,232			
Unassigned	\$2,415,450	\$2,545,484	\$2,820,742	\$2,844,811	\$2,834,877	\$2,741,325
Undesignated / Unreserved / Unrestricted			\$79,676			

Copyright © 2015 Munetrix, LLC. All rights reserved.

Fiscal Stability	2014	2015	Progress
Annual General Fund expenditures per capita	\$508	\$512	↓
Fund balance as % of General Fund Revenues i	54.8%	53.9%	↓
Other Post Employment Benefits % Funded	0.0%	0.0%	↔
Pension % Funded i	65.8%	66.0%	↑
Debt burden per capita	\$276	\$234	↑

Economic Development	2014	2015	Progress
Residential Building Permits	471	535	↑

Public Safety	2013	2014	Progress
Crimes against persons per thousand residents i	2.4	1.7	↑
Crimes against property per thousand residents i	6.1	7.3	↓
Crimes against society per thousand residents i	7.1	5.4	↑
Other crimes per thousand residents i	2.4	2.1	↑
Traffic crashes property	66	74	↓
Traffic crashes injuries	17	11	↑

School District Enrollment	2014	2015	Progress
Grosse Ile Township Schools	1,900	1,875	↓

Culture & Lifestyle	2014	2015	Progress
Acres of park per thousand residents	0.1	0.1	↔

Grosse Ile Township
Local Code: 82-1030
Debt Service Summary Report

Bonds & contracts payable

Fiscal Years

Name	2015	2016	2017	2018
Airport Capital Improvement:	79,650	80,945	81,841	82,365
Downtown Development Authority:	50,824	53,780	62,700	66,404
DPW Building:	82,650	80,775	83,450	76,125
East River Water Main:	15,051	44,592	144,268	161,784
East River Water Main Unfunded:	0	101,850		
East River Watermain:	28,363	73,924	273,384	263,524
East River Watermain Unfunded:	406,375	208,500		
Judgement Bonds:	584,353	586,353	586,077	583,477
Macomb Street Watermain:	6,125	85,940	99,212	102,160
Public Safety Building \$1,585,000:	171,600			
Sewer Rehabilitation:	199,188	197,188	195,187	218,187
Sewer Treatment Plant Improvements:	0	54,428	48,348	57,376
Special Assessment:	55,605	53,805	46,960	45,280
SSES Phase 1:	213,607	214,232	214,732	215,107
SSES PHASE 2:	1,203,847	1,199,847	1,205,222	1,204,910
SSES PHASE 3:	999,750	997,591	1,000,060	1,002,103
Township Hall:	170,387	167,512	183,762	174,787
Water's Edge Capital Improvements:	50,512	46,944	45,972	
Water's Edge Restaurant:	53,043	51,963	50,702	73,700
West River/Groh Water Main:	13,001	222,496	218,068	208,640
Subtotal for Bonds & contracts payable	\$4,383,931	\$4,522,665	\$4,539,945	\$4,535,929

Other contractual debt

Fiscal Years

Name	2015	2016	2017	2018
Water's Edge Equipment Loan:	0	10,199	10,168	10,168
Water's Edge Seawall - Loan to General Fund:	19,376	19,376	19,376	19,375
Subtotal for Other contractual debt	\$19,376	\$29,575	\$29,544	\$29,543

Total Principal & Interest	\$4,403,307	\$4,552,240	\$4,569,489	\$4,565,472
---------------------------------------	--------------------	--------------------	--------------------	--------------------

Grosse Ile Township Complete Debt Report for Airport Capital Improvement:

Issuance Information

Debt Type: Bonds & contracts payable
Activity Type: Business-type/Enterprise
Repayment Source: Revenue - Rents
Issuance Date: 2003-11-01
Issuance Amount: \$680,000
Interest Rate: 4.5-6.3
Maturing Through: 2018
Principal Maturity Range: \$50,000 - \$80,000
Fund Number: 5810
Comments: Matures in 2018, the repayment source is from airport related activities.

Payment Schedule

<u>Date Due</u>	<u>Interest Rate</u>	<u>Principal</u>	<u>Interest</u>	<u>Payment</u>	<u>Balance</u>
2014-04-01	5.85%	60,000.00	19,650.00	79,650.00	\$290,000.00
2015-04-01	6.0%	65,000.00	15,945.00	80,945.00	\$225,000.00
2016-04-01	6.15%	70,000.00	11,841.00	81,841.00	\$155,000.00
2017-04-01	6.2%	75,000.00	7,365.00	82,365.00	\$80,000.00
2018-04-01	6.3%	80,000.00	2,520.00	82,520.00	
		\$350,000.00	\$57,321.00	\$407,321.00	
Totals					

**Grosse Ile Township
Complete Debt Report for
Downtown Development Authority:**

Issuance Information

Debt Type: Bonds & contracts payable
Activity Type: Component Unit
Repayment Source: DDA/LDFA
Issuance Date: 2014-07-30
Issuance Amount: \$225,000
Interest Rate: 2.16
Maturing Through: 2017
Principal Maturity Range: \$50,000 - \$65,000
Purpose: Macomb Street Road Reconstruction
Fund Number: 2480
Comments: matures 2018. Refunding bond series 2014.

Payment Schedule

<u>Date Due</u>	<u>Interest Rate</u>	<u>Principal</u>	<u>Interest</u>	<u>Payment</u>	<u>Balance</u>
2014-07-30	2.16%			0.00	\$225,000.00
2014-10-01	2.16%	50,000.00	824.00	50,824.00	\$175,000.00
2015-10-01	2.16%	50,000.00	3,780.00	53,780.00	\$125,000.00
2016-10-01	2.16%	60,000.00	2,700.00	62,700.00	\$65,000.00
2017-10-01	2.16%	65,000.00	1,404.00	66,404.00	\$0.00
Totals		\$225,000.00	\$8,708.00	\$233,708.00	

**Grosse Ile Township
Complete Debt Report for
DPW Building:**

Issuance Information

Debt Type: Bonds & contracts payable
Activity Type: Business-type/Enterprise
Repayment Source: Revenue - Water
Issuance Date: 2010-03-02
Issuance Amount: \$950,000
Interest Rate: 2.0-4.0
Maturing Through: 2017
Principal Maturity Range: \$70,000 - \$80,000
Fund Number: 5990

Payment Schedule

<u>Date Due</u>	<u>Interest Rate</u>	<u>Principal</u>	<u>Interest</u>	<u>Payment</u>	<u>Balance</u>
2014-04-01	3.0%	75,000.00	7,650.00	82,650.00	\$230,000.00
2015-04-01	3.0%	75,000.00	5,775.00	80,775.00	\$155,000.00
2016-04-01	3.0%	80,000.00	3,450.00	83,450.00	\$75,000.00
2017-04-01	3.375%	75,000.00	1,125.00	76,125.00	
Totals		\$305,000.00	\$18,000.00	\$323,000.00	

Grosse Ile Township Complete Debt Report for East River Water Main:

Issuance Information

Debt Type: Bonds & contracts payable
Activity Type: Business-type/Enterprise
Repayment Source: Revenue - Water
Issuance Date: 2014-07-30
Issuance Amount: \$1,380,000
Interest Rate: 2.16
Maturing Through: 2024
Principal Maturity Range: \$10,000 - \$190,000
Fund Number: 5990
Comments: Matures in 2024. Refunding bond series 2014.

Payment Schedule

<u>Date Due</u>	<u>Interest Rate</u>	<u>Principal</u>	<u>Interest</u>	<u>Payment</u>	<u>Balance</u>
2014-07-30	2.16%			0.00	\$1,380,000.00
2014-10-01	2.16%	10,000.00	5,051.00	15,051.00	\$1,370,000.00
2015-10-01	2.16%	15,000.00	29,592.00	44,592.00	\$1,355,000.00
2016-10-01	2.16%	115,000.00	29,268.00	144,268.00	\$1,240,000.00
2017-10-01	2.16%	135,000.00	26,784.00	161,784.00	\$1,105,000.00
2018-10-01	2.16%	135,000.00	23,868.00	158,868.00	\$970,000.00
2019-10-01	2.16%	155,000.00	20,952.00	175,952.00	\$815,000.00
2020-10-01	2.16%	155,000.00	17,604.00	172,604.00	\$660,000.00
2021-10-01	2.16%	150,000.00	14,256.00	164,256.00	\$510,000.00
2022-10-01	2.16%	150,000.00	11,016.00	161,016.00	\$360,000.00
2023-10-01	2.16%	170,000.00	7,776.00	177,776.00	\$190,000.00
2024-10-01	2.16%	190,000.00	4,104.00	194,104.00	
Totals		\$1,380,000.00	\$190,271.00	\$1,570,271.00	

**Grosse Ile Township
Complete Debt Report for
East River Water Main Unfunded:**

Issuance Information

Debt Type: Bonds & contracts payable
Activity Type: Business-type/Enterprise
Repayment Source: Revenue - Water
Issuance Date: 2005-01-01
Issuance Amount: \$100,000
Interest Rate: 3.65
Maturing Through: 2015
Principal Maturity Range: \$100,000 - \$100,000
Fund Number: 5990
Comments: Unfunded 2005 Bonds

Payment Schedule

<u>Date Due</u>	<u>Interest Rate</u>	<u>Principal</u>	<u>Interest</u>	<u>Payment</u>	<u>Balance</u>
2014-04-01				0.00	\$100,000.00
2015-04-01	3.65%	100,000.00	1,850.00	101,850.00	\$0.00
Totals		\$100,000.00	\$1,850.00	\$101,850.00	

Grosse Ile Township Complete Debt Report for East River Watermain:

Issuance Information

Debt Type: Bonds & contracts payable
Activity Type: Business-type/Enterprise
Repayment Source: Revenue - Water
Issuance Date: 2014-07-30
Issuance Amount: \$2,285,000
Interest Rate: 2.16
Maturing Through: 2025
Principal Maturity Range: \$20,000 - \$250,000
Fund Number: 5990
Comments: matures 2025. Refunding bond series 2014.

Payment Schedule

<u>Date Due</u>	<u>Interest Rate</u>	<u>Principal</u>	<u>Interest</u>	<u>Payment</u>	<u>Balance</u>
2014-07-30	2.16%			0.00	\$2,285,000.00
2014-10-01	2.16%	20,000.00	8,363.00	28,363.00	\$2,265,000.00
2015-10-01	2.16%	25,000.00	48,924.00	73,924.00	\$2,240,000.00
2016-10-01	2.16%	225,000.00	48,384.00	273,384.00	\$2,015,000.00
2017-10-01	2.16%	220,000.00	43,524.00	263,524.00	\$1,795,000.00
2018-10-01	2.16%	220,000.00	38,772.00	258,772.00	\$1,575,000.00
2019-10-01	2.16%	215,000.00	34,020.00	249,020.00	\$1,360,000.00
2020-10-01	2.16%	210,000.00	29,376.00	239,376.00	\$1,150,000.00
2021-10-01	2.16%	210,000.00	24,840.00	234,840.00	\$940,000.00
2022-10-01	2.16%	205,000.00	20,304.00	225,304.00	\$735,000.00
2023-10-01	2.16%	250,000.00	15,876.00	265,876.00	\$485,000.00
2024-10-01	2.16%	245,000.00	10,476.00	255,476.00	\$240,000.00
2025-10-01	2.16%	240,000.00	5,184.00	245,184.00	
Totals		\$2,285,000.00	\$328,043.00	\$2,613,043.00	

**Grosse Ile Township
Complete Debt Report for
East River Watermain Unfunded:**

Issuance Information

Debt Type: Bonds & contracts payable
Activity Type: Business-type/Enterprise
Repayment Source: Revenue - Water
Issuance Date: 2006-06-01
Issuance Amount: \$300,000
Interest Rate: 4.25
Maturing Through: 2015
Principal Maturity Range: \$100,000 - \$200,000
Fund Number: 5990
Comments: Unfunded 2006 Bonds

Payment Schedule

<u>Date Due</u>	<u>Interest Rate</u>	<u>Principal</u>	<u>Interest</u>	<u>Payment</u>	<u>Balance</u>
2014-10-01			300,000.00	300,000.00	\$300,000.00
2014-10-01	4.25%	100,000.00	6,375.00	106,375.00	\$200,000.00
2015-10-01	4.25%	200,000.00	8,500.00	208,500.00	
		\$300,000.00	\$314,875.00	\$614,875.00	
Totals					

Grosse Ile Township Complete Debt Report for Judgement Bonds:

Issuance Information

Debt Type: Bonds & contracts payable
Activity Type: Business-type/Enterprise
Repayment Source: General Obligation
Issuance Date: 2011-11-30
Issuance Amount: \$6,855,000
Interest Rate: 2.0-4.0
Maturing Through: 2026
Principal Maturity Range: \$325,000 - \$575,000
Purpose: SSES Project
Fund Number: 3998
Comments: matures 2026 repayment source is from a dedicated debt millage

Payment Schedule

<u>Date Due</u>	<u>Interest Rate</u>	<u>Principal</u>	<u>Interest</u>	<u>Payment</u>	<u>Balance</u>
2014-04-01	2.0%	395,000.00	189,353.00	584,353.00	\$5,750,000.00
2015-04-01	2.0%	405,000.00	181,353.00	586,353.00	\$5,345,000.00
2016-04-01	3.0%	415,000.00	171,077.00	586,077.00	\$4,930,000.00
2017-04-01	3.0%	425,000.00	158,477.00	583,477.00	\$4,505,000.00
2018-04-01	3.0%	440,000.00	145,502.00	585,502.00	\$4,065,000.00
2019-04-01	3.0%	455,000.00	132,077.00	587,077.00	\$3,610,000.00
2020-04-01	3.0%	465,000.00	118,277.00	583,277.00	\$3,145,000.00
2021-04-01	3.125%	480,000.00	103,803.00	583,803.00	\$2,665,000.00
2022-04-01	3.250%	495,000.00	88,259.00	583,259.00	\$2,170,000.00
2023-04-01	3.4%	515,000.00	71,460.00	586,460.00	\$1,655,000.00
2024-04-01	3.6%	530,000.00	53,165.00	583,165.00	\$1,125,000.00
2025-04-01	3.75%	550,000.00	33,313.00	583,313.00	\$575,000.00
2026-04-01	4.0%	575,000.00	11,500.00	586,500.00	

Totals \$6,145,000.00 \$1,457,616.00 \$7,602,616.00

Grosse Ile Township Complete Debt Report for Macomb Street Watermain:

Issuance Information

Debt Type: Bonds & contracts payable
Activity Type: Business-type/Enterprise
Repayment Source: Revenue - Water
Issuance Date: 2014-07-30
Issuance Amount: \$280,000
Interest Rate: 2.16
Maturing Through: 2017
Principal Maturity Range: \$5,000 - \$100,000
Fund Number: 59990
Comments: Matures in 2017. Refunding bond series 2014.

Payment Schedule

<u>Date Due</u>	<u>Interest Rate</u>	<u>Principal</u>	<u>Interest</u>	<u>Payment</u>	<u>Balance</u>
2014-07-30	2.16%			0.00	\$280,000.00
2014-10-01	2.16%	5,000.00	1,125.00	6,125.00	\$275,000.00
2015-10-01	2.16%	80,000.00	5,940.00	85,940.00	\$195,000.00
2016-10-01	2.16%	95,000.00	4,212.00	99,212.00	\$100,000.00
2017-10-01	2.16%	100,000.00	2,160.00	102,160.00	
		\$280,000.00	\$13,437.00	\$293,437.00	
Totals					

**Grosse Ile Township
Complete Debt Report for
Public Safety Building \$1,585,000:**

Issuance Information

Debt Type: Bonds & contracts payable
Activity Type: Government
Repayment Source: General Obligation
Issuance Date: 2004-01-28
Issuance Amount: \$1,585,000
Interest Rate: 2.0-4.0
Maturing Through: 2015
Principal Maturity Range: \$165,000 - \$170,000
Fund Number: 3950
Comments: matures 2015 repayment source is from a dedicated debt millage

Payment Schedule

<u>Date Due</u>	<u>Interest Rate</u>	<u>Principal</u>	<u>Interest</u>	<u>Payment</u>	<u>Balance</u>
2015-03-01	4.0%	165,000.00	6,600.00	171,600.00	
Totals		\$165,000.00	\$6,600.00	\$171,600.00	

Grosse Ile Township Complete Debt Report for Sewer Rehabilitation:

Issuance Information

Debt Type: Bonds & contracts payable
Activity Type: Business-type/Enterprise
Repayment Source: Revenue - Sewer
Issuance Date: 2011-09-27
Issuance Amount: \$3,000,000
Interest Rate: 2.0-4.25
Maturing Through: 2031
Principal Maturity Range: \$75,000 - \$250,000
Fund Number: 5990
Comments: matures 2031

Payment Schedule

<u>Date Due</u>	<u>Interest Rate</u>	<u>Principal</u>	<u>Interest</u>	<u>Payment</u>	<u>Balance</u>
2014-10-01	2.0%	100,000.00	99,188.00	199,188.00	\$2,750,000.00
2015-10-01	2.0%	100,000.00	97,188.00	197,188.00	\$2,650,000.00
2016-10-01	2.0%	100,000.00	95,187.00	195,187.00	\$2,550,000.00
2017-10-01	3.0%	125,000.00	93,187.00	218,187.00	\$2,425,000.00
2018-10-01	3.0%	125,000.00	89,439.00	214,439.00	\$2,300,000.00
2019-10-01	3.0%	125,000.00	85,687.00	210,687.00	\$2,175,000.00
2020-10-01	3.0%	125,000.00	81,937.00	206,937.00	\$2,050,000.00
2021-10-01	3.0%	150,000.00	78,187.00	228,187.00	\$1,900,000.00
2022-10-01	3.5%	150,000.00	73,687.00	223,687.00	\$1,750,000.00
2023-10-01	3.5%	150,000.00	68,437.00	218,437.00	\$1,600,000.00
2024-10-01	3.5%	175,000.00	63,187.00	238,187.00	\$1,425,000.00
2025-10-01	3.5%	175,000.00	57,062.00	232,062.00	\$1,250,000.00
2026-10-01	4.0%	175,000.00	50,937.00	225,937.00	\$1,075,000.00
2027-10-01	4.0%	175,000.00	43,937.00	218,937.00	\$900,000.00
2028-10-01	4.0%	200,000.00	36,937.00	236,937.00	\$700,000.00
2029-10-01	4.0%	200,000.00	28,937.00	228,937.00	\$500,000.00
2030-10-01	4.125%	250,000.00	20,937.00	270,937.00	\$250,000.00
2031-10-01	4.25%	250,000.00	10,624.00	260,624.00	\$0.00

Totals

\$2,850,000.00 \$1,174,682.00 \$4,024,682.00

**Grosse Ile Township
Complete Debt Report for
Sewer Treatment Plant Improvements:**

Issuance Information

Debt Type: Bonds & contracts payable
Activity Type: Business-type/Enterprise
Repayment Source: Revenue - Sewer
Issuance Date: 2014-07-30
Issuance Amount: \$205,000
Interest Rate: 2.16
Maturing Through: 2018
Principal Maturity Range: \$45,000 - \$55,000
Fund Number: 5990
Comments: Matures in 2018 Refunding bond series 2014.

Payment Schedule

<u>Date Due</u>	<u>Interest Rate</u>	<u>Principal</u>	<u>Interest</u>	<u>Payment</u>	<u>Balance</u>
2014-07-30	2.16%			0.00	\$205,000.00
2015-10-01	2.16%	50,000.00	4,428.00	54,428.00	\$155,000.00
2016-10-01	2.16%	45,000.00	3,348.00	48,348.00	\$110,000.00
2017-10-01	2.16%	55,000.00	2,376.00	57,376.00	\$55,000.00
2018-10-01	2.16%	55,000.00	1,188.00	56,188.00	\$0.00
		\$205,000.00	\$11,340.00	\$216,340.00	
Totals					

Grosse Ile Township Complete Debt Report for Special Assessment:

Issuance Information

Debt Type: Bonds & contracts payable
Activity Type: Government
Repayment Source: TIF/SAD
Issuance Date: 2004-11-15
Issuance Amount: \$620,000
Interest Rate: 3.5-4.5
Maturing Through: 2019
Principal Maturity Range: \$40,000 - \$45,000
Purpose: SAD
Fund Number: 3994
Comments: Matures 2019

Payment Schedule

<u>Date Due</u>	<u>Interest Rate</u>	<u>Principal</u>	<u>Interest</u>	<u>Payment</u>	<u>Balance</u>
2014-10-01	4.0%	45,000.00	10,605.00	55,605.00	\$205,000.00
2015-10-01	4.1%	45,000.00	8,805.00	53,805.00	\$160,000.00
2016-10-01	4.2%	40,000.00	6,960.00	46,960.00	\$120,000.00
2017-10-01	4.3%	40,000.00	5,280.00	45,280.00	\$80,000.00
2018-10-01	4.4%	40,000.00	3,560.00	43,560.00	\$40,000.00
2019-10-01	4.5%	40,000.00	1,800.00	41,800.00	
Totals		\$250,000.00	\$37,010.00	\$287,010.00	

Grosse Ile Township Complete Debt Report for SSES Phase 1:

Issuance Information

Debt Type: Bonds & contracts payable
Activity Type: Business-type/Enterprise
Repayment Source: General Obligation
Issuance Date: 2002-03-28
Issuance Amount: \$3,434,280
Interest Rate: 2.50
Maturing Through: 2021
Principal Maturity Range: \$175,000 - \$209,280
Fund Number: 3998
Comments: Matures 2022 5203-01 issued 3/28/02 \$ 3,434,280

Payment Schedule

<u>Date Due</u>	<u>Interest Rate</u>	<u>Principal</u>	<u>Interest</u>	<u>Payment</u>	<u>Balance</u>
2014-04-01	2.5%	175,000.00	38,607.00	213,607.00	\$1,369,280.00
2015-04-01	2.5%	180,000.00	34,232.00	214,232.00	\$1,189,280.00
2016-04-01	2.5%	185,000.00	29,732.00	214,732.00	\$1,004,280.00
2017-04-01	2.5%	190,000.00	25,107.00	215,107.00	\$814,280.00
2018-04-01	2.5%	200,000.00	20,357.00	220,357.00	\$614,280.00
2019-04-01	2.5%	200,000.00	15,357.00	215,357.00	\$414,280.00
2020-04-01	2.5%	205,000.00	10,357.00	215,357.00	\$209,280.00
2021-04-01	2.5%	209,280.00	5,232.00	214,512.00	\$0.00
Totals		\$1,544,280.00	\$178,981.00	\$1,723,261.00	

**Grosse Ile Township
Complete Debt Report for
SSES PHASE 2:**

Issuance Information

Debt Type: Bonds & contracts payable
Activity Type: Business-type/Enterprise
Repayment Source: General Obligation
Issuance Date: 2002-12-19
Issuance Amount: \$19,193,886
Interest Rate: 2.5
Maturing Through: 2025
Principal Maturity Range: \$950,000 - \$1,178,883
Fund Number: 3998
Comments: MATURES 2023 5203-02

Payment Schedule

<u>Date Due</u>	<u>Interest Rate</u>	<u>Principal</u>	<u>Interest</u>	<u>Payment</u>	<u>Balance</u>
2014-04-01	2.5%	950,000.00	253,847.00	1,203,847.00	\$9,678,883.00
2015-04-01	2.5%	970,000.00	229,847.00	1,199,847.00	\$8,708,883.00
2016-04-01	2.5%	1,000,000.00	205,222.00	1,205,222.00	\$7,708,883.00
2017-04-01	2.5%	1,025,000.00	179,910.00	1,204,910.00	\$6,683,883.00
2018-04-01	2.5%	1,045,000.00	154,035.00	1,199,035.00	\$5,638,883.00
2019-04-01	2.5%	1,075,000.00	127,535.00	1,202,535.00	\$4,563,883.00
2020-04-01	2.5%	1,100,000.00	100,347.00	1,200,347.00	\$3,463,883.00
2021-04-01	2.5%	1,130,000.00	72,472.00	1,202,472.00	\$2,333,883.00
2022-04-01	2.5%	1,155,000.00	43,910.00	1,198,910.00	\$1,178,883.00
2025-04-01	2.5%	1,178,883.00	14,736.00	1,193,619.00	
Totals		\$10,628,883.00	\$1,381,861.00	\$12,010,744.00	

Grosse Ile Township Complete Debt Report for SSES PHASE 3:

Issuance Information

Debt Type: Bonds & contracts payable
Activity Type: Business-type/Enterprise
Repayment Source: General Obligation
Issuance Date: 2003-03-18
Issuance Amount: \$16,295,000
Interest Rate: 2.125
Maturing Through: 2024
Principal Maturity Range: \$800,000 - \$990,000
Fund Number: 3998
Comments: Matures 2024 5203-03

Payment Schedule

<u>Date Due</u>	<u>Interest Rate</u>	<u>Principal</u>	<u>Interest</u>	<u>Payment</u>	<u>Balance</u>
2014-10-01	2.125%	800,000.00	199,750.00	999,750.00	\$9,000,000.00
2015-10-01	2.125%	815,000.00	182,591.00	997,591.00	\$8,185,000.00
2016-10-01	2.125%	835,000.00	165,060.00	1,000,060.00	\$7,350,000.00
2017-10-01	2.125%	855,000.00	147,103.00	1,002,103.00	\$6,495,000.00
2018-10-01	2.125%	870,000.00	128,775.00	998,775.00	\$5,625,000.00
2019-10-01	2.125%	890,000.00	110,075.00	1,000,075.00	\$4,735,000.00
2020-10-01	2.125%	910,000.00	90,950.00	1,000,950.00	\$3,825,000.00
2021-10-01	2.125%	925,000.00	71,453.00	996,453.00	\$2,900,000.00
2022-10-01	2.125%	945,000.00	51,584.00	996,584.00	\$1,955,000.00
2023-10-01	2.125%	965,000.00	31,290.00	996,290.00	\$990,000.00
2024-10-01	2.125%	990,000.00	10,519.00	1,000,519.00	
Totals		\$9,800,000.00	\$1,189,150.00	\$10,989,150.00	

Grosse Ile Township Complete Debt Report for Township Hall:

Issuance Information

Debt Type: Bonds & contracts payable
Activity Type: Government
Repayment Source: General Obligation
Issuance Date: 2010-03-02
Issuance Amount: \$2,400,000
Interest Rate: 2.0-4.0
Maturing Through: 2024
Principal Maturity Range: \$95,000 - \$190,000
Fund Number: 3690
Comments: matures 2024, repayment source is from General Fund

Payment Schedule

<u>Date Due</u>	<u>Interest Rate</u>	<u>Principal</u>	<u>Interest</u>	<u>Payment</u>	<u>Balance</u>
2014-04-01	2%	115,000.00	55,387.00	170,387.00	\$1,530,000.00
2015-04-01	3.0%	115,000.00	52,512.00	167,512.00	\$1,415,000.00
2016-04-01	3.0%	135,000.00	48,762.00	183,762.00	\$1,280,000.00
2017-04-01	3.0%	130,000.00	44,787.00	174,787.00	\$1,150,000.00
2018-04-01	3.375%	130,000.00	40,643.00	170,643.00	\$1,020,000.00
2019-04-01	3.5%	150,000.00	35,825.00	185,825.00	\$870,000.00
2020-04-01	3.5%	150,000.00	30,575.00	180,575.00	\$720,000.00
2021-04-01	3.75%	170,000.00	24,762.00	194,762.00	\$550,000.00
2022-04-01	3.75%	170,000.00	18,390.00	188,390.00	\$380,000.00
2023-04-01	4%	190,000.00	11,400.00	201,400.00	\$190,000.00
2024-04-01	4%	190,000.00	3,800.00	193,800.00	
Totals		\$1,645,000.00	\$366,843.00	\$2,011,843.00	

**Grosse Ile Township
Complete Debt Report for
Water's Edge Capital Improvements:**

Issuance Information

Debt Type: Bonds & contracts payable
Activity Type: Government
Repayment Source: General Obligation
Issuance Date: 2014-07-30
Issuance Amount: \$140,000
Interest Rate: 2.16
Maturing Through: 2016
Principal Maturity Range: \$45,000 - \$50,000
Fund Number: 2080

Comments: matures in 2017, repayment source is from the Recreation Fund activities including a dedicated operating millage. Refunding bond series 2014.

Payment Schedule

<u>Date Due</u>	<u>Interest Rate</u>	<u>Principal</u>	<u>Interest</u>	<u>Payment</u>	<u>Balance</u>
2014-07-30				0.00	\$140,000.00
2014-10-01	2.16%	50,000.00	512.00	50,512.00	\$90,000.00
2015-10-01	2.16%	45,000.00	1,944.00	46,944.00	\$45,000.00
2016-10-01	2.16%	45,000.00	972.00	45,972.00	
Totals		\$140,000.00	\$3,428.00	\$143,428.00	

Grosse Ile Township Complete Debt Report for Water's Edge Restaurant:

Issuance Information

Debt Type: Bonds & contracts payable
Activity Type: Government
Repayment Source: General Obligation
Issuance Date: 2010-03-02
Issuance Amount: \$650,000
Interest Rate: 2.0-5.7
Maturing Through: 2024
Principal Maturity Range: \$30,000 - \$55,000
Fund Number: 2080

Comments: Matures 2024, repayment source is from the Recreation Fund part from rent and part from recreation activities including a dedicated millage

Payment Schedule

<u>Date Due</u>	<u>Interest Rate</u>	<u>Principal</u>	<u>Interest</u>	<u>Payment</u>	<u>Balance</u>
2014-04-01	3.35%	30,000.00	23,043.00	53,043.00	\$445,000.00
2015-04-01	3.85%	30,000.00	21,963.00	51,963.00	\$415,000.00
2016-04-01	4.55%	30,000.00	20,702.00	50,702.00	\$385,000.00
2017-04-01	4.8%	55,000.00	18,700.00	73,700.00	\$330,000.00
2018-04-01	4.9%	50,000.00	16,155.00	66,155.00	\$280,000.00
2019-04-01	5.0%	50,000.00	13,680.00	63,680.00	\$230,000.00
2020-04-01	5.15%	50,000.00	11,142.00	61,142.00	\$180,000.00
2021-04-01	5.25%	45,000.00	8,674.00	53,674.00	\$135,000.00
2022-04-01	5.4%	45,000.00	6,277.00	51,277.00	\$90,000.00
2023-04-01	5.550%	45,000.00	3,814.00	48,814.00	\$45,000.00
2024-04-01	5.7%	45,000.00	1,282.00	46,282.00	
Totals		\$475,000.00	\$145,432.00	\$620,432.00	

**Grosse Ile Township
Complete Debt Report for
West River/Groh Water Main:**

Issuance Information

Debt Type: Bonds & contracts payable
Activity Type: Business-type/Enterprise
Repayment Source: Revenue - Water
Issuance Date: 2014-07-30
Issuance Amount: \$820,000
Interest Rate: 2.16
Maturing Through: 2018
Principal Maturity Range: \$10,000 - \$205,000
Fund Number: 5990
Comments: matures in 2018. Refunding bond series 2014.

Payment Schedule

<u>Date Due</u>	<u>Interest Rate</u>	<u>Principal</u>	<u>Interest</u>	<u>Payment</u>	<u>Balance</u>
2014-07-30	2.16%			0.00	\$820,000.00
2014-10-01	2.16%	10,000.00	3,001.00	13,001.00	\$810,000.00
2015-10-01	2.16%	205,000.00	17,496.00	222,496.00	\$605,000.00
2016-10-01	2.16%	205,000.00	13,068.00	218,068.00	\$400,000.00
2017-10-01	2.16%	200,000.00	8,640.00	208,640.00	\$200,000.00
2018-10-01	2.16%	200,000.00	4,320.00	204,320.00	
Totals		\$820,000.00	\$46,525.00	\$866,525.00	

Grosse Ile Township Complete Debt Report for Water's Edge Equipment Loan:

Issuance Information

Debt Type: Other contractual debt
Activity Type: Government
Repayment Source: Revenue
Issuance Date: 2014-09-19
Issuance Amount: \$47,929
Interest Rate: 2.0
Maturing Through: 2020
Principal Maturity Range: \$9,210 - \$9,969
Fund Number: 2080
Comments: Matures 2020, repayment source is from golf fees.

Payment Schedule

<u>Date Due</u>	<u>Interest Rate</u>	<u>Principal</u>	<u>Interest</u>	<u>Payment</u>	<u>Balance</u>
2014-09-19				0.00	\$47,929.00
2015-09-19	2.0%	9,210.00	989.00	10,199.00	\$38,719.00
2016-09-19	2%	9,394.00	774.00	10,168.00	\$29,325.00
2017-09-19	2.0%	9,582.00	586.00	10,168.00	\$19,743.00
2018-09-19	2%	9,774.00	395.00	10,169.00	\$9,969.00
2020-09-19	2.0%	9,969.00	199.00	10,168.00	
Totals		\$47,929.00	\$2,943.00	\$50,872.00	

**Grosse Ile Township
Complete Debt Report for
Water's Edge Seawall - Loan to General Fund:**

Issuance Information

Debt Type: Other contractual debt
Activity Type: Government
Repayment Source: Revenue - Rents
Issuance Date: 2010-03-29
Issuance Amount: \$173,347
Interest Rate: 2.0
Maturing Through: 2020
Principal Maturity Range: \$16,537 - \$18,998
Fund Number: 2080
Comments: Matures 2020, repayment source is from marina rents

Payment Schedule

<u>Date Due</u>	<u>Interest Rate</u>	<u>Principal</u>	<u>Interest</u>	<u>Payment</u>	<u>Balance</u>
2015-03-29	2%	17,205.00	2,171.00	19,376.00	\$91,328.00
2016-03-29	2%	17,549.00	1,827.00	19,376.00	\$73,779.00
2017-03-29	2%	17,900.00	1,476.00	19,376.00	\$55,879.00
2018-03-29	2%	18,258.00	1,117.00	19,375.00	\$37,621.00
2019-03-29	2%	18,623.00	752.00	19,375.00	\$18,998.00
2020-03-29	2%	18,998.00	379.00	19,377.00	
Totals		\$108,533.00	\$7,722.00	\$116,255.00	

