

Michigan Department of Treasury  
Office of Revenue and Tax Analysis  
PO Box 30722  
Lansing MI 48909

**RE: Compliance Form 4886 for Village of South Rockwood, MI Transparency & Accountability**

The Village of South Rockwood is pleased to submit form 4886 with the required documents per Public Act 252, in compliance with the State of Michigan's Transparency and Accountability Initiative.

The Village of South Rockwood has chosen to use a web-service for this requirement, and has partnered with Munetrix to showcase our data.

**Included with this letter are the required documents for Village of South Rockwood's:**

- Citizen's Guide to Finances including our Pension and OPEB status
- Performance Dashboard
- Debt Service Report
- Projected Budget Report

We have made the data available to the public via a link on our website; as well we will make available limited quantities of paper copies in our municipality lobby. You will find the confirmation of our website link and various supporting transparency documentation included with this letter.

We look forward to receiving these important funds from the State of Michigan and trust you will contact us if there are any questions or concerns.

Sincerely,



Willene Harold  
Willene Harold  
Administrator/Clerk

Michigan Department of Treasury  
(Recreated) 4886 (Rev 08-14)


### City, Village, and Township Revenue Sharing/County Incentive Program Certification of Accountability and Transparency

Issued under authority of 2014 Public Act 252. Filing is mandatory to qualify for payments.

Each city/village/township/county applying for City, Village, and Township Revenue Sharing/County Incentive Program payments must:

1. Certify to the Michigan Department of Treasury (Treasury) that the local unit listed below has produced and made readily available to the public, a Citizen's Guide, a Performance Dashboard, a Debt Service Report, and a Projected Budget Report as required by 2014 Public Act 252. The Citizen's Guide, Performance Dashboard, Debt Service Report, and Projected Budget Report shall be made available for public viewing in the clerk's office or posted on a publicly accessible Internet site.
2. Submit to Treasury a Citizen's Guide, Performance Dashboard, Debt Service Report, and Projected Budget Report.

This certification, along with a Citizen's Guide, a Performance Dashboard, a Debt Service Report, and a Projected Budget Report, **must be received by December 1, 2014** (or the first day of payment month) in order to qualify for that month's payment. Post mark date will not be considered. For questions, call (517) 373-2697.

PART 1: LOCAL UNIT INFORMATION			
Local Unit Name Village of South Rockwood		Local Unit County Name Monroe County	
Local Unit Code 583050		Contact E-Mail Address wharold@villageofsouthrockwoodmi.com	
Contact Name Willene Harold	Contact Title Administrator/Clerk	Contact Phone Number 7343793683	Extension
Website Address, if reports are available online <a href="http://munetrix.com/sections/data/municipal.php?MuniID=1261&amp;Type=Village">http://munetrix.com/sections/data/municipal.php?MuniID=1261&amp;Type=Village</a>			
PART 2: CERTIFICATION			
<i>In accordance with 2014 Public Act 252, the undersigned hereby certifies to Treasury that the above mentioned local unit has produced a Citizen's Guide, Performance Dashboard, Debt Service Report, and a Projected Budget Report and has made them available for public viewing in the city, village, township, or county clerk's office or has posted them on a publicly accessible Internet site. The Citizen's Guide, Performance Dashboard, Debt Service Report, and Projected Budget Report are attached to this signed certification.</i>			
Chief Administrative Officer Signature (as defined in MCL 141.422b) 		Printed Name of Chief Administrative Officer (as defined in MCL 141.422b) Willene Harold	
Title Administrator/Clerk		Date April 08, 2015	

Completed and signed form (including required attachments) should be e-mailed to: **TreasRevenueSharing@michigan.gov**  
If you are unable to submit via e-mail, fax to (517) 335-3298 or mail the completed form and required attachments to:

Michigan Department of Treasury  
Office of Revenue and Tax Analysis  
PO Box 30722  
Lansing MI 48909

TREASURY USE ONLY		
CVTRS/CIP Eligible  Y    N	Certification Received	CVTRS/CIP Notes
Final Certification	Citizens Guide Received	
	Performance Dashboard Received	
	Debt Service Report Received	
	Projected Budget Report Received	

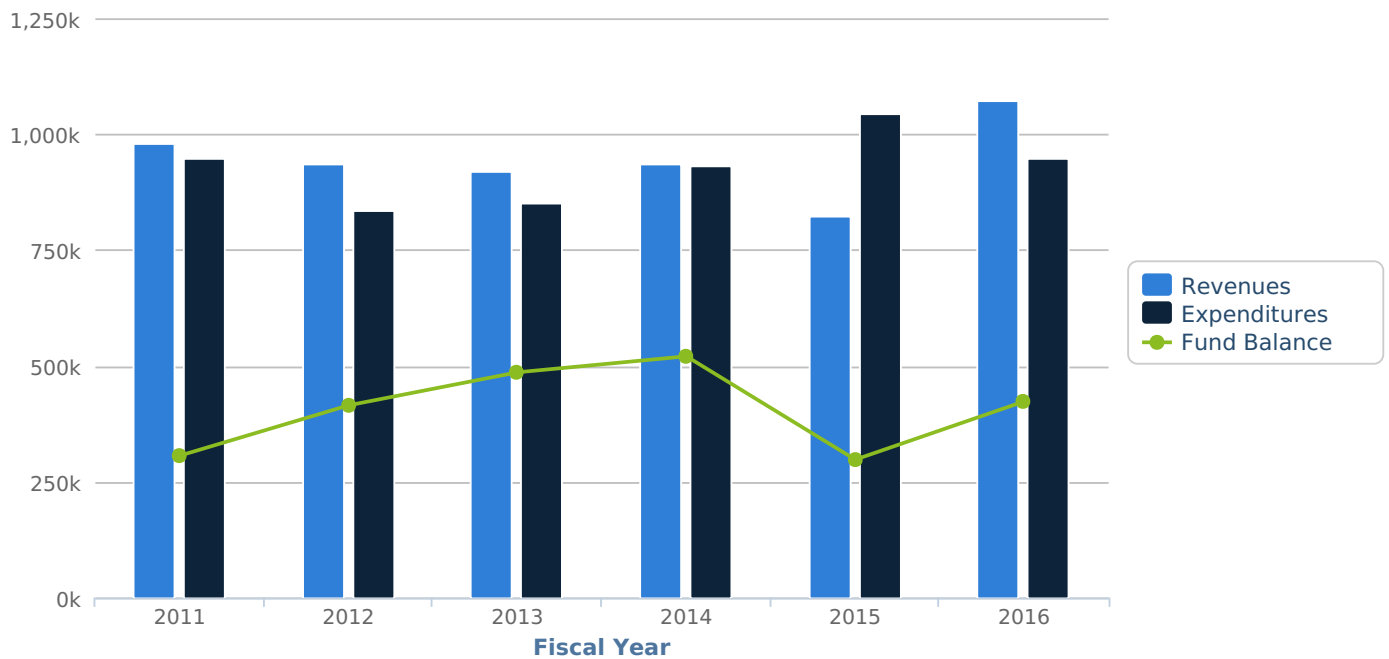
## General Info

Name	Type	Fiscal Year End	Population (2010)	Phone	Website
South Rockwood	Village	June	1,675	(734) 379-3683	http://www.villageofsouthrockwoodmi.com

## Multi-Year General Fund Only

Year	Data Status	Fiscal Score	Population	Operating Millage	General Fund Revenues	General Fund Expenditures	Available Fund Balance	Taxable Value
2016	Forecast	0	1,675	0.0000	\$1,073,440	\$947,824	\$423,172	\$37,477,514
2015	Budget	1	1,675	13.7360	\$822,643	\$1,045,573	\$297,556	\$34,613,514
2014	Audited	1	1,675	13.7360	\$937,328	\$931,888	\$520,486	\$35,684,993
2013	Audited	1	1,657	13.7360	\$922,167	\$850,897	\$486,004	\$35,719,781
2012	Historic	1	1,665	13.7360	\$936,957	\$836,008	\$414,734	\$35,766,554
2011	Historic	1	1,675	13.7360	\$980,974	\$947,037	\$306,139	\$36,738,044

How We Have Managed Our Resources



# Fiscal Year Assumptions Notes

**2016 Notes:**

Anticipated tax revenue from 20 new housing units expected to be completed by 2016

**2016 Notes:**

Anticipated expense is the purchase of new patrol car

**2015 Notes:**

We expect Revenues to increase around \$11,000, while Expenditures will increase around \$37,000 - mainly due to the purchase of a new Police vehicle.

# Financial Statement

Including General Fund and All Other Governmental Funds but excludes Enterprise and Component Unit funds

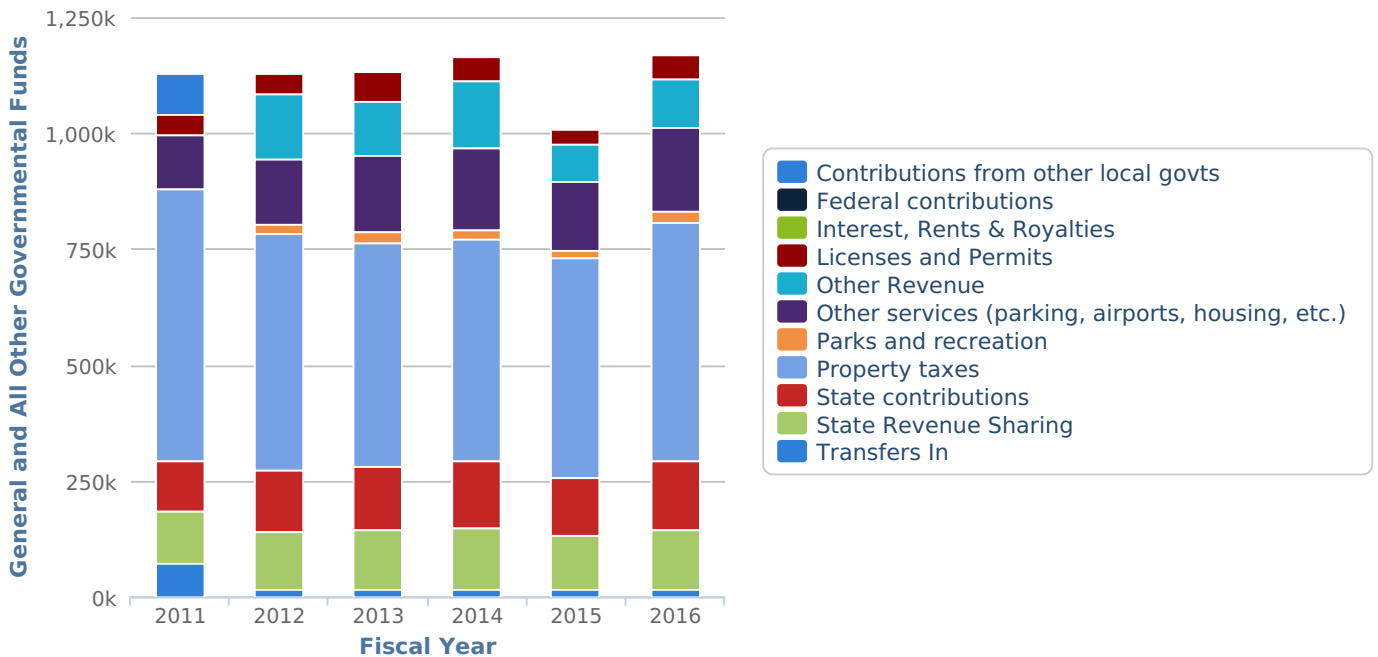
## Balance Sheet

Category Name	2016	2015	2014	2013	2012	2011
Fund Equity	\$423,172	\$297,556	\$520,486	\$987,098	\$853,884	\$666,369
Total Assets				\$1,027,062	\$884,447	\$702,543
Total Liabilities	\$0	\$0	\$0	\$39,964	\$30,563	\$36,174

## Revenues

Category Name	2016	2015	2014	2013	2012	2011
Contributions from other local govts	\$0					\$87,962
Federal contributions	\$0					
Interest, Rents & Royalties	\$700	\$614	\$771	\$758	\$1,498	
Licenses and Permits	\$54,225	\$33,140	\$54,161	\$62,402	\$42,830	\$41,369
Other Revenue	\$102,000	\$82,530	\$141,114	\$118,000	\$143,357	
Other services (parking, airports, housing, etc.)	\$180,842	\$147,561	\$177,126	\$164,116	\$140,572	\$119,359
Parks and recreation	\$23,714	\$16,900	\$21,923	\$25,376	\$17,308	
Property taxes	\$514,791	\$471,423	\$478,095	\$481,329	\$510,284	\$587,641
State contributions	\$149,300	\$125,780	\$144,771	\$136,541	\$132,720	\$106,024
State Revenue Sharing	\$130,000	\$118,000	\$133,381	\$130,144	\$127,162	\$113,003
Transfers In	\$15,000	\$15,000	\$15,000	\$15,000	\$15,000	\$72,707
<b>Total</b>	<b>\$1,170,572</b>	<b>\$1,010,948</b>	<b>\$1,166,342</b>	<b>\$1,133,666</b>	<b>\$1,130,731</b>	<b>\$1,128,065</b>

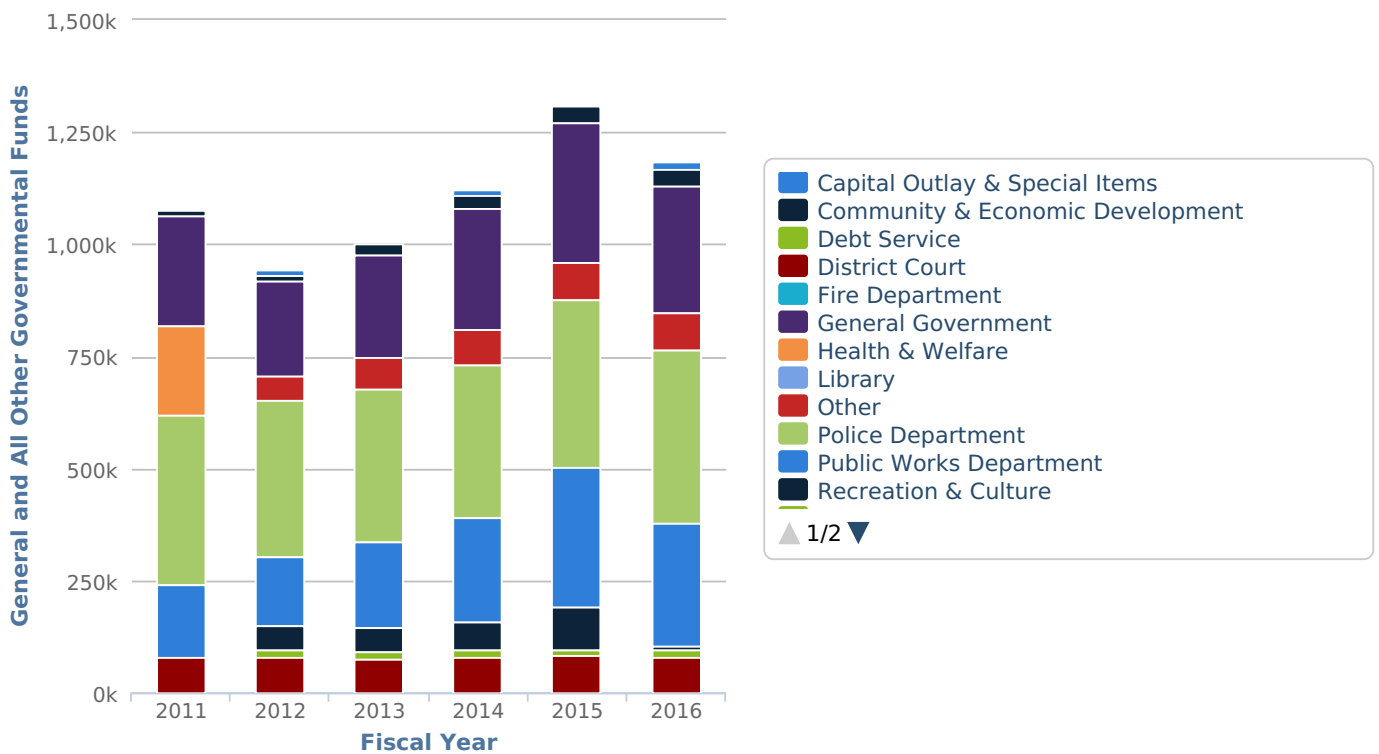
Where The Money Comes From



## Expenses

Category Name	2016	2015	2014	2013	2012	2011
Capital Outlay & Special Items	\$15,000		\$12,024	\$1,122	\$13,210	
Community & Economic Development	\$36,000	\$37,571	\$31,600	\$24,796	\$9,805	\$12,267
Debt Service	\$0					
District Court	\$0					
Fire Department	\$0					
General Government	\$282,500	\$309,712	\$267,669	\$228,323	\$212,962	\$248,336
Health & Welfare						\$196,534
Library	\$0					
Other	\$85,000	\$82,450	\$79,429	\$69,935	\$53,286	
Police Department	\$384,700	\$377,117	\$339,964	\$339,878	\$348,950	\$378,093
Public Works Department	\$277,000	\$309,847	\$232,318	\$190,326	\$153,779	\$165,358
Recreation & Culture	\$7,624	\$93,802	\$65,387	\$54,627	\$57,344	
Transfers Out	\$15,000	\$15,000	\$15,000	\$15,000	\$15,000	
Utilities	\$80,000	\$82,372	\$78,676	\$76,445	\$78,880	\$77,352
<b>Total</b>	<b>\$1,182,824</b>	<b>\$1,307,871</b>	<b>\$1,122,067</b>	<b>\$1,000,452</b>	<b>\$943,216</b>	<b>\$1,077,940</b>

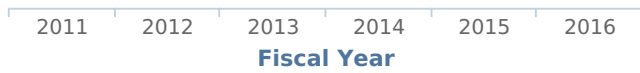
## How The Money Is Spent



## Supplementary Information (Pension / OPEB)

Category Name	2016	2015	2014	2013	2012	2011
Pensions Actuarial Liability	N/A	N/A	N/A	N/A	N/A	N/A
Pension Fund Assets	N/A	N/A	N/A	N/A	N/A	N/A
OPEB Actuarial Liability	N/A	N/A	N/A	N/A	N/A	N/A
OPEB Fund Assets	N/A	N/A	N/A	N/A	N/A	N/A

### Pension Fund Status



**All Years Notes:**

The Village of South Rockwood does not offer pension to our employees. We have a 457B Plan



## Other Post-Employment Benefit Fund Status

● OPEB Assets  
◆ OPEB Obligations

2011 2012 2013 2014 2015 2016  
**Fiscal Year**

**All Years Notes:**

The Village of South Rockwood does not offer post employment benefits.

## Fund Equity Detail

Category Name	2016	2015	2014	2013	2012	2011
Assigned	\$0	\$0	\$0	\$129,157	\$111,735	
Committed	\$0	\$0	\$0	\$20,282	\$20,268	
Designated						\$93,338
Nonspendable	\$0	\$0	\$0	\$10,893	\$11,179	
Reserved / Restricted						\$273,792
Restricted	\$0	\$0	\$0	\$391,570	\$345,098	
Unassigned	\$423,172	\$297,556	\$520,486	\$435,196	\$365,604	
Undesignated / Unreserved / Unrestricted						\$299,239

---

Copyright © 2015 Munetrix, LLC. All rights reserved.

Fiscal Stability	2013	2014	Progress
Annual General Fund expenditures per capita	\$514	\$556	↓
Fund balance as % of annual General Fund expenditures	57.1%	55.9%	↓
Other Post Employment Benefits % Funded	-	-	↔
Pension % Funded	-	-	↔
Debt burden per capita	\$65	\$61	↑

Public Safety	2012	2013	Progress
Crimes against persons per thousand residents	9.6	6.0	↑
Crimes against property per thousand residents	34.8	26.0	↑
Crimes against society per thousand residents	56.5	30.2	↑
Other crimes per thousand residents	57.7	31.4	↑

School District Enrollment	2013	2014	Progress
Airport Community Schools	2,656	2,611	↓

Culture & Lifestyle	2013	2014	Progress
Percent of General Fund budget committed to arts culture and recreation	6.4%	7.0%	↑

**Pension Notes:**  
 The Village of South Rockwood does not offer pension to our employees. We have a 457B Plan

**OPEB Notes:**  
 The Village of South Rockwood does not offer post employment benefits.

**Village of South Rockwood  
Local Code: 58-3050  
Debt Service Summary Report**

**Bonds & contracts payable**

**Fiscal Years**

Name	2014	2015	2016	2017
1998 Sewer System Plant Expansion Bonds, South Huron Valley Utility Authority:	11,964	11,955	11,977	11,957
2002 Michigan Municipal Bond Authority Drinking Water Revolving Fund:	96,375	99,500	97,500	95,500
2004 South Huron Valley Utility Authority SRF Bond:	12,634	12,650	12,662	12,558
2010 Sewer System Improvements Bond:	4,347	4,435	4,357	4,403
2011 South Huron Valley Utility Authority Sewer System Improvement Bonds:	4,522	4,557	4,590	4,512
<b>Subtotal for Bonds &amp; contracts payable</b>	<b>\$129,842</b>	<b>\$133,097</b>	<b>\$131,086</b>	<b>\$128,930</b>

**Other contractual debt**

**Fiscal Years**

Name	2014	2015	2016	2017
Woodhaven Plant Capacity Purchases:	11,271	11,278	11,290	11,223
<b>Subtotal for Other contractual debt</b>	<b>\$11,271</b>	<b>\$11,278</b>	<b>\$11,290</b>	<b>\$11,223</b>
<b>Total Principal &amp; Interest</b>	<b>\$141,113</b>	<b>\$144,375</b>	<b>\$142,376</b>	<b>\$140,153</b>

**Village of South Rockwood  
Complete Debt Report for  
1998 Sewer System Plant Expansion Bonds, South Huron Valley Utility  
Authority:**

**Issuance Information**

**Debt Type:** Bonds & contracts payable  
**Activity Type:** Business-type/Enterprise  
**Repayment Source:** Revenue - Sewer  
**Issuance Date:** 1998-09-29  
**Issuance Amount:** \$195,620  
**Interest Rate:** 2.250  
**Maturing Through:** 2020  
**Principal Maturity Range:** \$9,923 - \$11,848  
**Internal Tracking ID:** 1998  
**Registrar / Agent:** South Huron Valley Utility Authority  
**Purpose:** Treatment Plant Expansion South Rockwood's Share  
0.735%  
**Fund Number:** 590-000-210.000

**Comments:** South Huron Valley Utility Authority is a sewer procession plant owned by seven communities. Each community pays their proportinate share of any debt issuance. South Rockwood's share of the 1998 Plant Expansion Bond is 0.735% or \$195,620 The purpose of this bond was to expand the capacity of the treatment plant

**Payment Schedule**

<u>Date Due</u>	<u>Principal</u>	<u>Interest</u>	<u>Payment</u>	<u>Balance</u>
2013-10-01	10,106.00	986.00	11,092.00	\$77,521.00
2014-04-01		872.00	872.00	\$77,521.00
2014-10-01	10,327.00	872.00	11,199.00	\$67,194.00
2015-04-01		756.00	756.00	\$67,194.00
2015-10-01	10,584.00	756.00	11,340.00	\$56,610.00
2016-04-01		637.00	637.00	\$56,610.00
2016-10-01	10,805.00	637.00	11,442.00	\$45,805.00
2017-04-01		515.00	515.00	\$45,805.00
2017-10-01	11,062.00	515.00	11,577.00	\$34,743.00
2018-04-01		391.00	391.00	\$34,743.00
2018-10-01	11,319.00	391.00	11,710.00	\$23,424.00
2019-04-01		264.00	264.00	\$23,424.00
2019-10-01	11,576.00	264.00	11,840.00	\$11,848.00
2020-04-01		133.00	133.00	\$11,848.00

2020-10-01	11,848.00	133.00	11,981.00
Totals	\$87,627.00	\$8,122.00	\$95,749.00

**Village of South Rockwood  
Complete Debt Report for  
2002 Michigan Municipal Bond Authority Drinking Water Revolving Fund:**

**Issuance Information**

**Debt Type:** Bonds & contracts payable  
**Activity Type:** Business-type/Enterprise  
**Repayment Source:** Revenue - Water  
**Issuance Date:** 2002-09-26  
**Issuance Amount:** \$1,530,000  
**Interest Rate:** 2.50  
**Maturing Through:** 2023  
**Principal Maturity Range:** \$75,000 - \$95,000  
**Internal Tracking ID:** DWRF Water  
**Registrar / Agent:** Monroe County Drain Commission  
**Purpose:** Partial replacement of mains, hydrants and valves and looping the system to eliminated dead end lines.  
**Fund Number:** 591-000-220-000

**Comments:** This DWRF Bond was issued through the Monroe County Drain Commission to make improvements to the Village's water system. The project extended mains to loop the system, replace some troublesome mains, valves and hydrants and created an emergency source for water should problems arise with the one master connection with DWSD.

**Payment Schedule**

<b><u>Date Due</u></b>	<b><u>Principal</u></b>	<b><u>Interest</u></b>	<b><u>Payment</u></b>	<b><u>Balance</u></b>
2013-10-01		10,687.00	10,687.00	\$855,000.00
2014-04-01	75,000.00	10,688.00	85,688.00	\$780,000.00
2014-10-01		9,750.00	9,750.00	\$780,000.00
2015-04-01	80,000.00	9,750.00	89,750.00	\$700,000.00
2015-10-01		8,750.00	8,750.00	\$700,000.00
2016-04-01	80,000.00	8,750.00	88,750.00	\$620,000.00
2016-10-01		7,750.00	7,750.00	\$620,000.00
2017-04-01	80,000.00	7,750.00	87,750.00	\$540,000.00
2017-10-01		6,750.00	6,750.00	\$540,000.00
2018-04-01	85,000.00	6,750.00	91,750.00	\$455,000.00
2018-10-01		5,688.00	5,688.00	\$455,000.00
2019-04-01	85,000.00	5,688.00	90,688.00	\$370,000.00
2019-10-01		4,625.00	4,625.00	\$370,000.00
2020-04-01	90,000.00	4,625.00	94,625.00	\$280,000.00

2020-10-01		3,500.00	3,500.00	\$280,000.00
2021-04-01	90,000.00	3,500.00	93,500.00	\$190,000.00
2021-10-01		2,375.00	2,375.00	\$190,000.00
2022-04-01	95,000.00	2,375.00	97,375.00	\$95,000.00
2022-10-01		1,187.00	1,187.00	\$95,000.00
2023-04-01	95,000.00	1,187.00	96,187.00	
<hr/>				
Totals	\$855,000.00	\$122,125.00	\$977,125.00	



**Village of South Rockwood  
Complete Debt Report for  
2004 South Huron Valley Utility Authority SRF Bond:**

**Issuance Information**

**Debt Type:** Bonds & contracts payable  
**Activity Type:** Business-type/Enterprise  
**Repayment Source:** Revenue - Sewer  
**Issuance Date:** 2004-06-24  
**Issuance Amount:** \$203,762  
**Interest Rate:** 2.125  
**Maturing Through:** 2026  
**Principal Maturity Range:** \$9,393 - \$12,376  
**Internal Tracking ID:** 2004  
**Purpose:** Sewer System Plant Expansion  
**Fund Number:** 590-000-212.000

**Comments:** South Huron Valley Utility Authority Bond Issue. The South Huron Valley Utility Authority Wastewater Treatment Plan is owned by seven municipalities of which the Village of South Rockwood owns a small portion. Original Issue of \$9,220,000. Village of South Rockwood's share 2.210%, equaling \$203,762. South Huron Valley Utility Authority Bond Issue. The purpose of this issue was to finance the construction of an Equalization Basin.

**Payment Schedule**

<u>Date Due</u>	<u>Principal</u>	<u>Interest</u>	<u>Payment</u>	<u>Balance</u>
2013-10-01		1,510.00	1,510.00	\$142,102.00
2014-04-01	9,614.00	1,510.00	11,124.00	\$132,488.00
2014-10-01		1,408.00	1,408.00	\$132,488.00
2015-04-01	9,834.00	1,408.00	11,242.00	\$122,654.00
2015-10-01		1,303.00	1,303.00	\$122,654.00
2016-04-01	10,056.00	1,303.00	11,359.00	\$112,598.00
2016-10-01		1,196.00	1,196.00	\$112,598.00
2017-04-01	10,166.00	1,196.00	11,362.00	\$102,432.00
2017-10-01		1,088.00	1,088.00	\$102,432.00
2018-04-01	10,387.00	1,088.00	11,475.00	\$92,045.00
2018-10-01		978.00	978.00	\$92,045.00
2019-04-01	10,608.00	978.00	11,586.00	\$81,437.00
2019-10-01		865.00	865.00	\$81,437.00
2020-04-01	10,939.00	865.00	11,804.00	\$70,498.00
2020-10-01		749.00	749.00	\$70,498.00

2021-04-01	11,160.00	749.00	11,909.00	\$59,338.00
2021-10-01		630.00	630.00	\$59,338.00
2022-04-01	11,382.00	630.00	12,012.00	\$47,956.00
2022-10-01		510.00	510.00	\$47,956.00
2023-04-01	11,602.00	510.00	12,112.00	\$36,354.00
2023-10-01		386.00	386.00	\$36,354.00
2024-04-01	11,823.00	386.00	12,209.00	\$24,531.00
2024-10-01		261.00	261.00	\$24,531.00
2025-04-01	12,155.00	261.00	12,416.00	\$12,376.00
2025-10-01		132.00	132.00	\$12,376.00
2026-04-01	12,376.00	132.00	12,508.00	

Totals	\$142,102.00	\$22,032.00	\$164,134.00	
--------	--------------	-------------	--------------	--

## Village of South Rockwood Complete Debt Report for 2010 Sewer System Improvements Bond:

### Issuance Information

<b>Debt Type:</b>	Bonds & contracts payable
<b>Activity Type:</b>	Business-type/Enterprise
<b>Repayment Source:</b>	Revenue - Sewer
<b>Issuance Date:</b>	2010-12-22
<b>Issuance Amount:</b>	\$48,672
<b>Interest Rate:</b>	4.0-6.375
<b>Maturing Through:</b>	2030
<b>Principal Maturity Range:</b>	\$1,825 - \$4,107
<b>Internal Tracking ID:</b>	2010
<b>Registrar / Agent:</b>	South Huron Valley Utility Authority
<b>Purpose:</b>	Make Required Improvements at the South Huron Valley Utility Authority Treatment Plant
<b>Fund Number:</b>	590-000-213-001

**Comments:** The original bond was issued to the South Huron Valley Utility Authority. The South Huron Valley Utility Authority Wastewater Treatment Plan is owned by seven municipalities of which the Village of South Rockwood owns a small portion. This bond was issued in the amount of \$1,600,000 with the Village of South Rockwood share set at 3.042%, equaling \$48,672. The purpose being the the sludge tank storage repair.

### Payment Schedule

<u>Date Due</u>	<u>Principal</u>	<u>Interest</u>	<u>Payment</u>	<u>Balance</u>
2013-11-01		1,261.00	1,261.00	\$45,174.00
2014-05-01	1,825.00	1,261.00	3,086.00	\$43,349.00
2014-11-01		1,229.00	1,229.00	\$43,349.00
2015-05-01	1,977.00	1,229.00	3,206.00	\$41,372.00
2015-11-01		1,190.00	1,190.00	\$41,372.00
2016-05-01	1,977.00	1,190.00	3,167.00	\$39,395.00
2016-11-01		1,137.00	1,137.00	\$39,395.00
2017-05-01	2,129.00	1,137.00	3,266.00	\$37,266.00
2017-11-01		1,081.00	1,081.00	\$37,266.00
2018-05-01	2,129.00	1,081.00	3,210.00	\$35,137.00
2018-11-01		1,024.00	1,024.00	\$35,137.00
2019-05-01	2,282.00	1,024.00	3,306.00	\$32,855.00
2019-11-01		964.00	964.00	\$32,855.00
2020-05-01	2,282.00	964.00	3,246.00	\$30,573.00

2020-11-01		903.00	903.00	\$30,573.00
2021-05-01	2,586.00	903.00	3,489.00	\$27,987.00
2021-11-01		835.00	835.00	\$27,987.00
2022-05-01	2,434.00	835.00	3,269.00	\$25,553.00
2022-11-01		770.00	770.00	\$25,553.00
2023-05-01	2,586.00	770.00	3,356.00	\$22,967.00
2023-11-01		702.00	702.00	\$22,967.00
2024-05-01	2,738.00	702.00	3,440.00	\$20,229.00
2024-11-01		629.00	629.00	\$20,229.00
2025-05-01	2,890.00	629.00	3,519.00	\$17,339.00
2025-11-01		553.00	553.00	\$17,339.00
2026-05-01	2,890.00	553.00	3,443.00	\$14,449.00
2026-11-01		461.00	461.00	\$14,449.00
2027-05-01	3,042.00	461.00	3,503.00	\$11,407.00
2027-11-01		364.00	364.00	\$11,407.00
2028-05-01	3,498.00	364.00	3,862.00	\$7,909.00
2028-11-01		252.00	252.00	\$7,909.00
2029-05-01	3,802.00	252.00	4,054.00	\$4,107.00
2029-11-01		131.00	131.00	\$4,107.00
2030-05-01	4,107.00	130.00	4,237.00	
<hr/>				
Totals	\$45,174.00	\$26,971.00	\$72,145.00	

**Village of South Rockwood  
Complete Debt Report for  
2011 South Huron Valley Utility Authority Sewer System Improvement  
Bonds:**

**Issuance Information**

**Debt Type:** Bonds & contracts payable  
**Activity Type:** Business-type/Enterprise  
**Repayment Source:** Revenue - Sewer  
**Issuance Date:** 2011-06-24  
**Issuance Amount:** \$70,687  
**Interest Rate:** 2.500  
**Maturing Through:** 2031  
**Principal Maturity Range:** \$2,783 - \$4,389  
**Internal Tracking ID:** 2011  
**Registrar / Agent:** South Huron Valley Utility Authority  
**Purpose:** Improvements at the South Huron Valley Utility Authority Treatment Plant  
**Fund Number:** 590-000-213-003

**Comments:** This bond was issued to the South Huron Valley Utility Authority. The South Huron Valley Utility Authority Wastewater Treatment Plan is owned by seven municipalities of which the Village of South Rockwood owns a small portion. The original bond issued to the South Huron Valley Utility Authority was in the amount of \$3,310,000. The Village of South Rockwood share was set at 2.141% equaling \$70,867. The purpose of this bond issue was the re-lining of the Trenton Arm of the transmission main.

**Payment Schedule**

<b><u>Date Due</u></b>	<b><u>Principal</u></b>	<b><u>Interest</u></b>	<b><u>Payment</u></b>	<b><u>Balance</u></b>
2013-10-01		816.00	816.00	\$65,301.00
2014-04-01	2,890.00	816.00	3,706.00	\$62,411.00
2014-10-01		780.00	780.00	\$62,411.00
2015-04-01	2,997.00	780.00	3,777.00	\$59,414.00
2015-10-01		743.00	743.00	\$59,414.00
2016-04-01	3,104.00	743.00	3,847.00	\$56,310.00
2016-10-01		704.00	704.00	\$56,310.00
2017-04-01	3,104.00	704.00	3,808.00	\$53,206.00
2017-10-01		665.00	665.00	\$53,206.00
2018-04-01	3,212.00	665.00	3,877.00	\$49,994.00
2018-10-01		625.00	625.00	\$49,994.00
2019-04-01	3,318.00	625.00	3,943.00	\$46,676.00

2019-10-01		583.00	583.00	\$46,676.00
2020-04-01	3,426.00	583.00	4,009.00	\$43,250.00
2020-10-01		541.00	541.00	\$43,250.00
2021-04-01	3,426.00	541.00	3,967.00	\$39,824.00
2021-10-01		498.00	498.00	\$39,824.00
2022-04-01	3,533.00	498.00	4,031.00	\$36,291.00
2022-10-01		454.00	454.00	\$36,291.00
2023-04-01	3,640.00	454.00	4,094.00	\$32,651.00
2023-10-01		408.00	408.00	\$32,651.00
2024-04-01	3,747.00	408.00	4,155.00	\$28,904.00
2024-10-01		361.00	361.00	\$28,904.00
2025-04-01	3,854.00	361.00	4,215.00	\$25,050.00
2025-10-01		313.00	313.00	\$25,050.00
2026-04-01	3,961.00	313.00	4,274.00	\$21,089.00
2026-10-01		263.00	263.00	\$21,089.00
2027-04-01	4,068.00	263.00	4,331.00	\$17,021.00
2027-10-01		213.00	213.00	\$17,021.00
2028-04-01	4,175.00	213.00	4,388.00	\$12,846.00
2028-10-01		161.00	161.00	\$12,846.00
2029-04-01	4,175.00	161.00	4,336.00	\$8,671.00
2029-10-01		108.00	108.00	\$8,671.00
2030-04-01	4,282.00	108.00	4,390.00	\$4,389.00
2030-10-01		55.00	55.00	\$4,389.00
2031-04-01	4,389.00	55.00	4,444.00	
Totals	\$65,301.00	\$16,582.00	\$81,883.00	

## Village of South Rockwood Complete Debt Report for Woodhaven Plant Capacity Purchases:

### Issuance Information

<b>Debt Type:</b>	Other contractual debt
<b>Activity Type:</b>	Government
<b>Repayment Source:</b>	Revenue - Sewer
<b>Issuance Date:</b>	2005-04-01
<b>Issuance Amount:</b>	\$203,342
<b>Interest Rate:</b>	2.00-2.25
<b>Maturing Through:</b>	2026
<b>Principal Maturity Range:</b>	\$3,348 - \$7,076
<b>Internal Tracking ID:</b>	2005
<b>Registrar / Agent:</b>	City of Woodhaven
<b>Purpose:</b>	Purchase Treatment Plant Capacity for housing development
<b>Fund Number:</b>	590-000-212.002

**Comments:** The Village of South Rockwood purchased an additional 0.0975 Million Gallons per day of plant capacity from the City of Woodhaven. The purpose of the purchase was to provide sewer treatment capacity for an 500+ unit residential development. The residential development was put on hold and all approvals permits have expired.

### Payment Schedule

<u>Date Due</u>	<u>Principal</u>	<u>Interest</u>	<u>Payment</u>	<u>Balance</u>
2013-10-01	3,421.00	1,196.00	4,617.00	\$107,449.00
2014-04-01	5,496.00	1,158.00	6,654.00	\$101,953.00
2014-10-01	3,495.00	1,100.00	4,595.00	\$98,458.00
2015-04-01	5,623.00	1,060.00	6,683.00	\$92,835.00
2015-10-01	3,581.00	1,000.00	4,581.00	\$89,254.00
2016-04-01	5,749.00	960.00	6,709.00	\$83,505.00
2016-10-01	3,654.00	899.00	4,553.00	\$79,851.00
2017-04-01	5,812.00	858.00	6,670.00	\$74,039.00
2017-10-01	3,740.00	796.00	4,536.00	\$70,299.00
2018-04-01	5,939.00	754.00	6,693.00	\$64,360.00
2018-10-01	3,826.00	691.00	4,517.00	\$60,534.00
2019-04-01	6,065.00	648.00	6,713.00	\$54,469.00
2019-10-01	3,912.00	584.00	4,496.00	\$50,557.00
2020-04-01	6,254.00	540.00	6,794.00	\$44,303.00

2020-10-01	3,997.00	473.00	4,470.00	\$40,306.00
2021-04-01	6,381.00	428.00	6,809.00	\$33,925.00
2021-10-01		360.00	360.00	\$33,925.00
2022-04-01	6,507.00	360.00	6,867.00	\$27,418.00
2022-10-01		291.00	291.00	\$27,418.00
2023-04-01	6,633.00	291.00	6,924.00	\$20,785.00
2023-10-01		221.00	221.00	\$20,785.00
2024-04-01	6,760.00	221.00	6,981.00	\$14,025.00
2024-10-01		149.00	149.00	\$14,025.00
2025-04-01	6,949.00	149.00	7,098.00	\$7,076.00
2025-10-01		75.00	75.00	\$7,076.00
2026-04-01	7,076.00	75.00	7,151.00	
<hr/>				
Totals	\$110,870.00	\$15,337.00	\$126,207.00	



