

Michigan Department of Treasury
Office of Revenue and Tax Analysis
PO Box 30722
Lansing MI 48909

RE: Compliance Form 4886 for Niles Township, MI Transparency & Accountability

The Niles Township is pleased to submit form 4886 with the required documents per Public Act 252, in compliance with the State of Michigan's Transparency and Accountability Initiative.

The Niles Township has chosen to use a web-service for this requirement, and has partnered with Munetrix to showcase our data.

Included with this letter are the required documents for Niles Township's:

- Citizen's Guide to Finances including our Pension and OPEB status
- Performance Dashboard
- Debt Service Report
- Projected Budget Report

We have made the data available to the public via a link on our website; as well we will make available limited quantities of paper copies in our municipality lobby. You will find the confirmation of our website link and various supporting transparency documentation included with this letter.

We look forward to receiving these important funds from the State of Michigan and trust you will contact us if there are any questions or concerns.

Sincerely,



Jim Stover
Supervisor

Michigan Department of Treasury
(Recreated) 4886 (Rev 08-14)


**City, Village, and Township Revenue Sharing/County Incentive Program
Certification of Accountability and Transparency**

Issued under authority of 2014 Public Act 252. Filing is mandatory to qualify for payments.

Each city/village/township/county applying for City, Village, and Township Revenue Sharing/County Incentive Program payments must:

1. Certify to the Michigan Department of Treasury (Treasury) that the local unit listed below has produced and made readily available to the public, a Citizen's Guide, a Performance Dashboard, a Debt Service Report, and a Projected Budget Report as required by 2014 Public Act 252. The Citizen's Guide, Performance Dashboard, Debt Service Report, and Projected Budget Report shall be made available for public viewing in the clerk's office or posted on a publicly accessible Internet site.
2. Submit to Treasury a Citizen's Guide, Performance Dashboard, Debt Service Report, and Projected Budget Report.

This certification, along with a Citizen's Guide, a Performance Dashboard, a Debt Service Report, and a Projected Budget Report, **must be received by December 1, 2014** (or the first day of payment month) in order to qualify for that month's payment. Post mark date will not be considered. For questions, call (517) 373-2697.

PART 1: LOCAL UNIT INFORMATION			
Local Unit Name Niles Township		Local Unit County Name Berrien County	
Local Unit Code 111140		Contact E-Mail Address jringler@nilestwpmi.gov	
Contact Name Jim Ringler	Contact Title Treasurer	Contact Phone Number 269-684-0870	Extension
Website Address, if reports are available online http://munetrix.com/sections/data/municipal.php?MuniID=871&Type=Township			
PART 2: CERTIFICATION			
<i>In accordance with 2014 Public Act 252, the undersigned hereby certifies to Treasury that the above mentioned local unit has produced a Citizen's Guide, Performance Dashboard, Debt Service Report, and a Projected Budget Report and has made them available for public viewing in the city, village, township, or county clerk's office or has posted them on a publicly accessible Internet site. The Citizen's Guide, Performance Dashboard, Debt Service Report, and Projected Budget Report are attached to this signed certification.</i>			
Chief Administrative Officer Signature (as defined in MCL 141.422b) 		Printed Name of Chief Administrative Officer (as defined in MCL 141.422b) Jim Stover	
Title Supervisor		Date November 18, 2014	

Completed and signed form (including required attachments) should be e-mailed to: **TreasRevenueSharing@michigan.gov**
If you are unable to submit via e-mail, fax to (517) 335-3298 or mail the completed form and required attachments to:

Michigan Department of Treasury
Office of Revenue and Tax Analysis
PO Box 30722
Lansing MI 48909

TREASURY USE ONLY		
CVTRS/CIP Eligible	Y N	Certification Received
Final Certification		Citizens Guide Received
		Performance Dashboard Received
		Debt Service Report Received
		Projected Budget Report Received
		CVTRS/CIP Notes

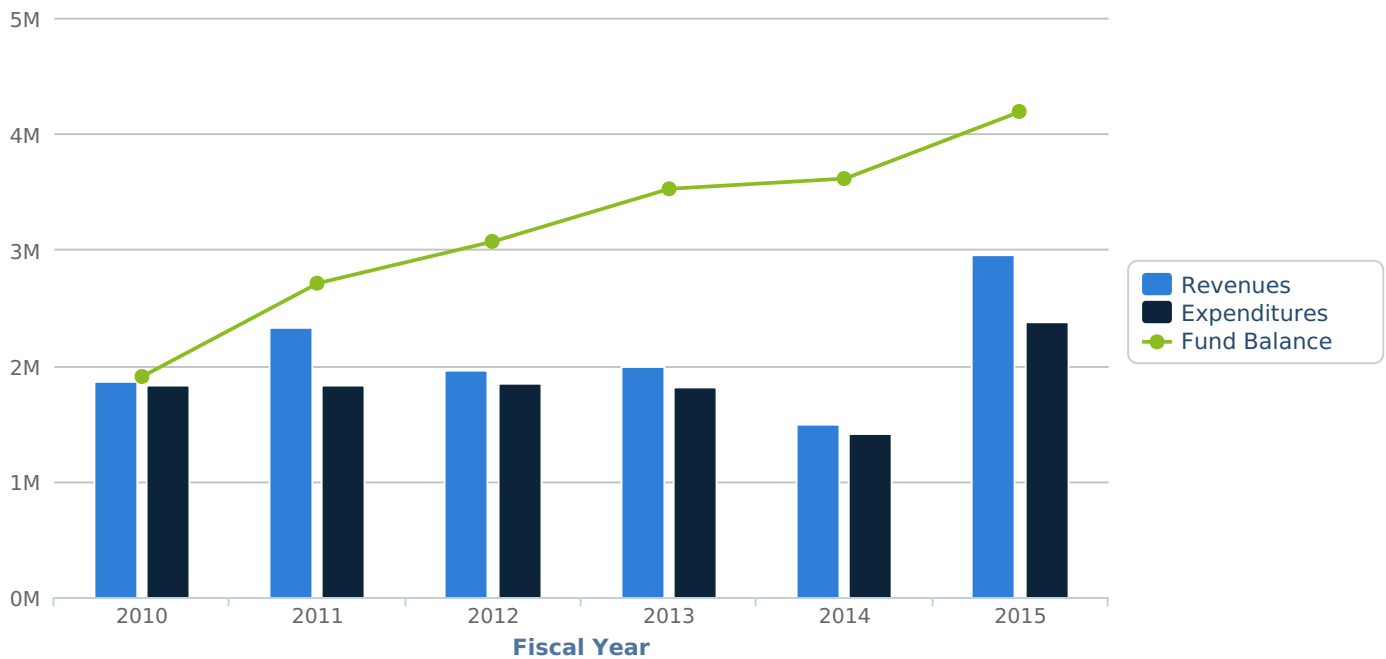
General Info

Name	Type	Fiscal Year End	Population (2010)	Phone	Website
Niles	Township	December	14,164	(269) 684-0870	http://www.nilestwpmi.gov/

Multi-Year General Fund Only

Year	Data Status	Fiscal Score	Population	Operating Millage	General Fund Revenues	General Fund Expenditures	Available Fund Balance	Taxable Value
2015	Forecast	0	14,164	4.6057	\$2,951,517	\$2,372,168	\$4,190,909	\$366,172,814
2014	Budget	0	14,164	4.6232	\$1,499,684	\$1,411,583	\$3,611,560	\$353,814,906
2013	Audited	1	14,070	0.0000	\$1,994,565	\$1,819,153	\$3,523,459	\$352,243,989
2012	Audited	1	14,067	0.0000	\$1,968,587	\$1,853,721	\$3,069,571	\$352,551,089
2011	Historic	0	14,177	0.8732	\$2,328,423	\$1,825,278	\$2,708,801	\$359,802,346
2010	Historic	0	14,164	0.8732	\$1,864,035	\$1,824,981	\$1,903,158	\$356,824,061

How We Have Managed Our Resources



2015 Notes:

The Charter Township of Niles expects revenues to increase somewhat due to taxable values increasing and new to this year qualifying for CVTRS payments. We expect licenses and permit fees to increase slightly as the overall economic conditions improve. On the expenditure side we expect only a slight increase in wages and benefits for employees and other expenditures will remain consistent with 2014.

Financial Statement

Including General Fund and All Other Governmental Funds but excludes Enterprise and Component Unit funds

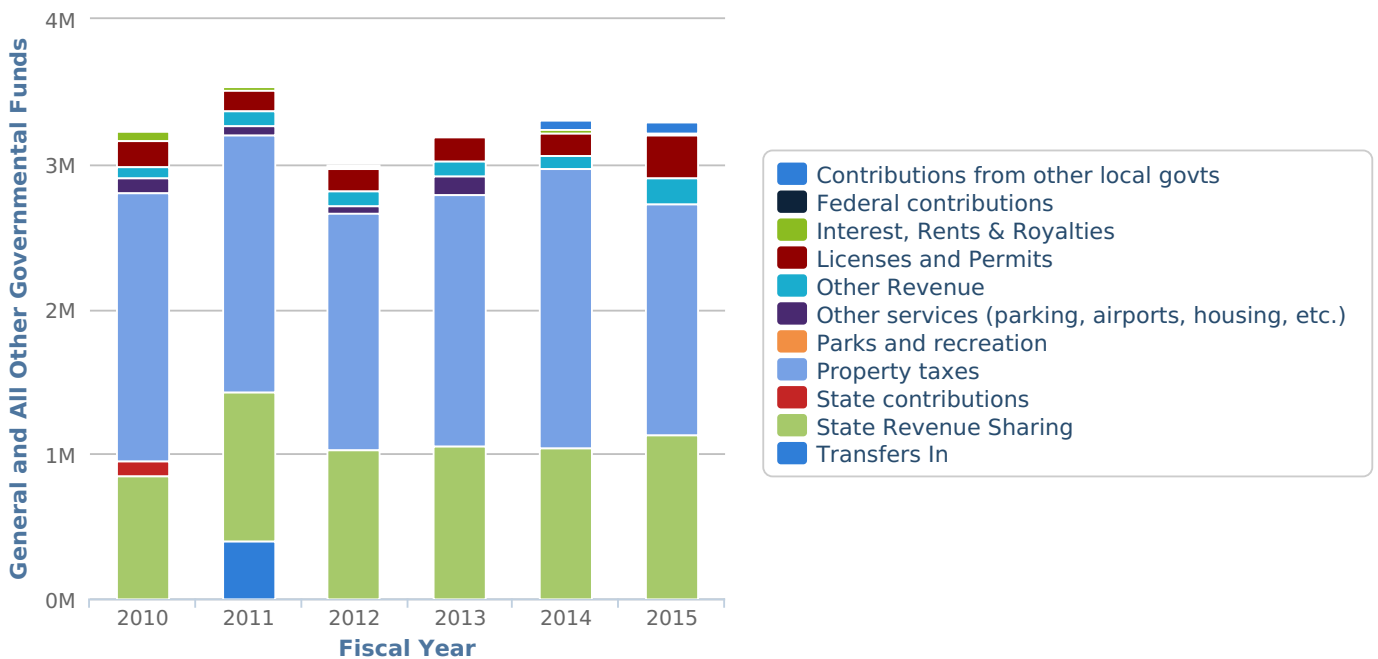
Balance Sheet

Category Name	2015	2014	2013	2012	2011	2010
Fund Equity	\$0	\$0	\$4,120,678	\$3,756,392	\$3,724,909	\$3,446,257
Total Assets			\$5,856,719	\$5,927,265	\$5,907,327	\$6,080,631
Total Liabilities	\$0	\$0	\$1,736,041	\$2,170,873	\$2,182,418	\$2,634,374

Revenues

Category Name	2015	2014	2013	2012	2011	2010
Contributions from other local govts	\$78,008	\$75,400		\$3,177	\$4,981	
Federal contributions	\$0	\$0		\$17,100		
Interest, Rents & Royalties	\$3,300	\$21,100	\$24,180	\$8,346	\$19,470	\$64,389
Licenses and Permits	\$297,934	\$151,382	\$167,553	\$154,594	\$150,906	\$179,132
Other Revenue	\$182,442	\$92,700	\$96,971	\$102,750	\$97,850	\$73,547
Other services (parking, airports, housing, etc.)	\$0	\$0	\$135,295	\$59,268	\$58,906	\$112,269
Parks and recreation	\$2,500	\$0				\$2,350
Property taxes	\$1,597,033	\$1,926,865	\$1,731,710	\$1,624,331	\$1,777,667	\$1,852,343
State contributions	\$0	\$0				\$91,727
State Revenue Sharing	\$1,127,571	\$1,042,972	\$1,052,946	\$1,032,781	\$1,027,413	\$854,476
Transfers In	\$0	\$0			\$402,233	
Total	\$3,288,788	\$3,310,419	\$3,208,655	\$3,002,347	\$3,539,426	\$3,230,233

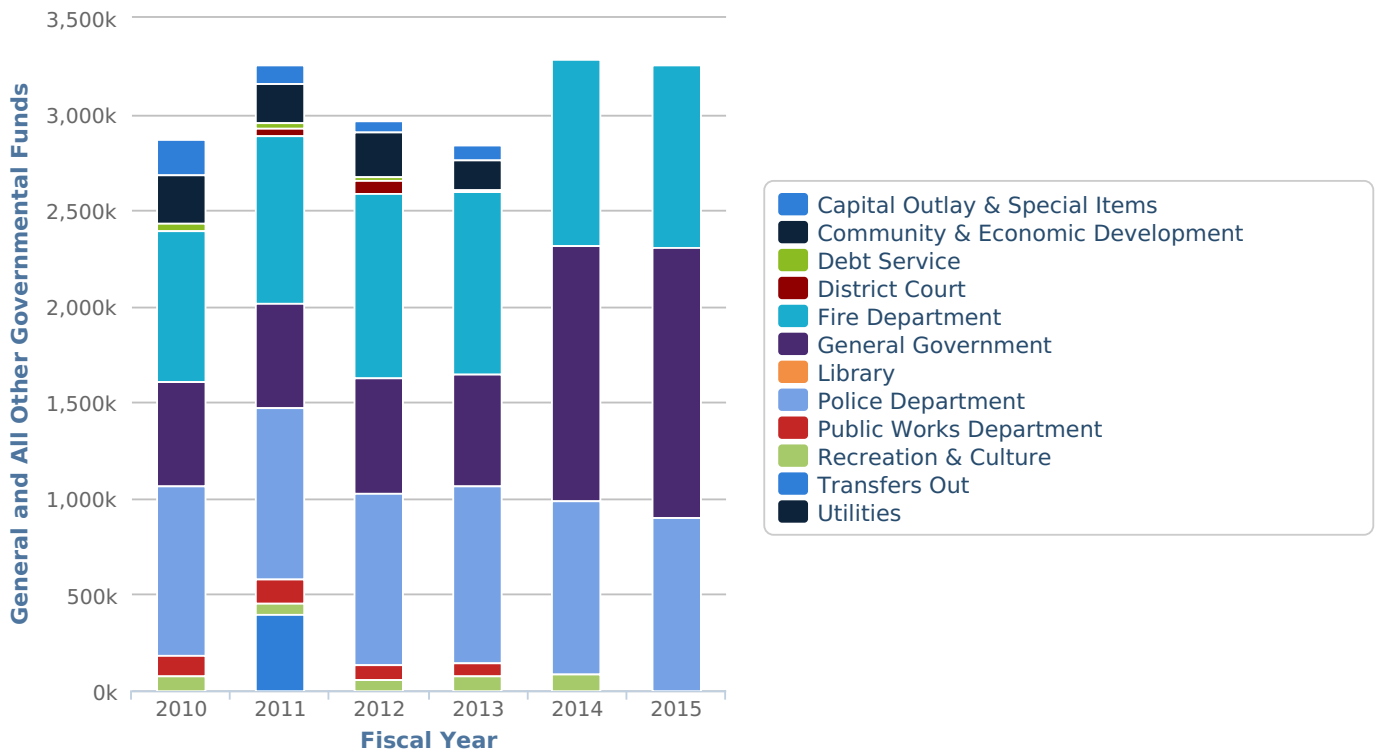
Where The Money Comes From



Expenses

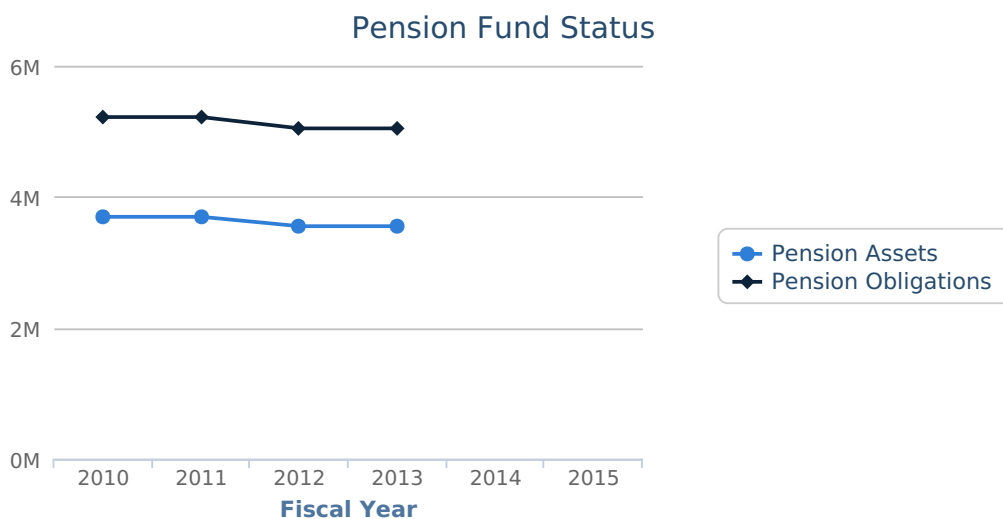
Category Name	2015	2014	2013	2012	2011	2010
Capital Outlay & Special Items	\$0	\$0	\$78,251	\$66,732	\$97,063	\$178,476
Community & Economic Development	\$0	\$0	\$159,177	\$226,004	\$207,071	\$257,572
Debt Service	\$0	\$0	\$11,139	\$20,445	\$30,071	\$32,754
District Court	\$0	\$0		\$64,196	\$38,434	
Fire Department	\$947,475	\$966,547	\$950,023	\$962,793	\$874,452	\$792,662
General Government	\$1,406,212	\$1,325,956	\$583,685	\$602,427	\$544,476	\$538,391
Library	\$0	\$0				
Police Department	\$904,435	\$904,435	\$913,216	\$891,096	\$886,833	\$883,276
Public Works Department	\$0	\$0	\$69,162	\$80,331	\$122,858	\$102,426
Recreation & Culture	\$0	\$85,627	\$79,716	\$53,540	\$57,283	\$81,562
Transfers Out	\$0	\$0		\$3,300	\$402,233	
Utilities	\$0	\$0				
Total	\$3,258,122	\$3,282,565	\$2,844,369	\$2,970,864	\$3,260,774	\$2,867,119

How The Money Is Spent



Supplementary Information (Pension / OPEB)

Category Name	2015	2014	2013	2012	2011	2010
Pensions Actuarial Liability	N/A	N/A	\$5,044,212	\$5,044,212	\$5,216,935	\$5,216,935
Pension Fund Assets	N/A	N/A	\$3,550,948	\$3,550,948	\$3,693,890	\$3,693,890
OPEB Actuarial Liability	N/A	N/A	N/A	N/A	N/A	N/A
OPEB Fund Assets	N/A	N/A	N/A	N/A	N/A	N/A



All Years Notes:

Niles' Pension Actuarial Report is reported every 2nd even year so odd years are shown as the previous even year's numbers for data display purposes.

Other Post-Employment Benefit Fund Status

● OPEB Assets
◆ OPEB Obligations

2010 2011 2012 2013 2014 2015
Fiscal Year

All Years Notes:

Niles does not offer Retiree Health Care Benefits to employess - past or present.

Fund Equity Detail

Category Name	2015	2014	2013	2012	2011	2010
Assigned	\$0	\$0	\$65,986	\$83,751	\$491,728	
Committed	\$0	\$0		\$278,476	\$524,380	
Nonspendable	\$0	\$0	\$55,340	\$62,182	\$21,136	
Reserved / Restricted						\$1,543,099
Restricted	\$0	\$0	\$502,467	\$292,271		
Unassigned/Unrestricted	\$0	\$0	\$3,496,885	\$3,039,712	\$2,687,665	
Undesignated / Unreserved / Unrestricted						\$1,903,158

Copyright © 2014 Munetrix, LLC. All rights reserved.

Fiscal Stability	2012	2013	Progress	Target
Fiscal Distress Indicator Score	1	1	↔	0
Annual General Fund expenditures per capita	\$132	\$129	↑	\$100
Fund balance as % of annual General Fund expenditures	165.6%	193.7%	↑	255.9%
Other Post Employment Benefits % Funded	-	-	↔	-
Pension % Funded	70.4%	70.4%	↔	-
Debt burden per capita	\$0	\$0	↔	\$0

Economy & Financial Health	2012	2013	Progress	Target
Population	14,067	14,070	↑	14,164
Taxable Value (100k)	\$352,551	\$352,244	↓	\$353,815

Economic Development	2012	2013	Progress	Target
Residential Building Permits	-	-	↔	-

Public Safety	2012	2013	Progress	Target
Crimes against persons per thousand residents	14.1	15.1	↓	0.0
Crimes against property per thousand residents	39.0	33.0	↑	0.0

School District Enrollment	2012	2013	Progress	Target
Brandywine Community Schools	1,402	1,389	↓	-
Buchanan Community Schools	1,563	1,609	↑	-
Niles Community Schools	3,858	3,883	↑	-

Culture & Lifestyle	2012	2013	Progress	Target
Public Transportation Availability	0%	1,000%	↓	0%
Walking and Bike Path Miles	0.00	0.00	↔	3.40

Pension Notes:

Niles' Pension Actuarial Report is reported every 2nd even year so odd years are shown as the previous even year's numbers for data display purposes.

Niles does not offer Retiree Health Care Benefits to employess - past or present.

Copyright © 2014 Munetrix, LLC. All rights reserved.

Niles Township
Local Code: 11-1140
Debt Service Summary Report

Bonds & contracts payable

Fiscal Years

Name	2013	2014	2015	2016
Water Improvement Project 2006:	176,540	171,340	165,978	160,452
Subtotal for Bonds & contracts payable	\$176,540	\$171,340	\$165,978	\$160,452
Total Principal & Interest	\$176,540	\$171,340	\$165,978	\$160,452

Niles Township Complete Debt Report for Water Improvement Project 2006:

Issuance Information

Debt Type: Bonds & contracts payable
Activity Type: Business-type/Enterprise
Repayment Source: TIF/SAD
Issuance Date: 2006-06-01
Issuance Amount: \$1,795,000
Interest Rate: 4.184
Maturing Through: 2021
Principal Maturity Range: \$125,000 - \$130,000
Purpose: Expand Municipal Water to S. 11th Street

Payment Schedule

<u>Date Due</u>	<u>Interest Rate</u>	<u>Principal</u>	<u>Interest</u>	<u>Payment</u>	<u>Balance</u>
2013-05-01	4.00%	130,000.00	24,570.00	154,570.00	\$1,040,000.00
2013-11-01	4.00%		21,970.00	21,970.00	\$1,040,000.00
2014-05-01	4.00%	130,000.00	21,970.00	151,970.00	\$910,000.00
2014-11-01	4.00%		19,370.00	19,370.00	\$910,000.00
2015-05-01	4.25%	130,000.00	19,370.00	149,370.00	\$780,000.00
2015-11-01	4.25%		16,607.50	16,607.50	\$780,000.00
2016-05-01	4.25%	130,000.00	16,607.50	146,607.50	\$650,000.00
2016-11-01	4.25%		13,845.00	13,845.00	\$650,000.00
2017-05-01	4.25%	130,000.00	13,845.00	143,845.00	\$520,000.00
2017-11-01	4.25%		11,082.50	11,082.50	\$520,000.00
2018-05-01	4.25%	130,000.00	11,082.50	141,082.50	\$390,000.00
2018-11-01	4.25%		8,320.00	8,320.00	\$390,000.00
2019-05-01	4.25%	130,000.00	8,320.00	138,320.00	\$260,000.00
2019-11-01	4.25%		5,557.50	5,557.50	\$260,000.00
2020-05-01	4.25%	130,000.00	5,557.50	135,557.50	\$130,000.00
2020-11-01	4.25%		2,795.00	2,795.00	\$130,000.00
2021-05-01	4.30%	130,000.00	2,795.00	132,795.00	\$0.00
Totals		\$1,170,000.00	\$223,665.00	\$1,393,665.00	

