


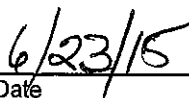
Port Huron Area School District

General Fund Appropriations Act Resolution for Adoption by the Board of Education

Resolved, that the General Fund Appropriations Act for the Port Huron Area School District for the fiscal year ending June 30, 2015 is as follows:

	2013-14 Actual	2014-15 1st Quarter Budget	2014-15 3rd Quarter Budget
Revenue:			
Local Sources	\$ 12,668,109	\$ 12,338,697	\$ 12,421,674
State Sources	62,882,945	65,425,437	64,568,380
Federal Sources	7,169,316	8,442,008	8,302,868
Other Revenues	3,277,075	2,852,872	2,617,712
Total Revenue	<u>85,997,445</u>	<u>89,059,014</u>	<u>87,910,634</u>
Expenditures:			
Instruction:			
Basic Programs	39,588,390	40,988,916	40,638,417
Added Needs	14,316,771	15,981,295	15,771,061
Other Programs	803,072	809,991	737,465
Total Instruction	<u>54,708,233</u>	<u>57,780,202</u>	<u>57,146,943</u>
Support Services:			
Pupil	4,155,713	4,715,944	4,714,579
Instructional Staff	4,346,956	5,022,583	4,756,977
General Administration	773,207	830,720	821,717
School Administration	5,502,434	5,638,935	5,638,510
Business	1,037,954	1,075,270	1,077,610
Operations	6,922,981	7,130,436	7,371,383
Transportation	3,264,471	3,301,230	3,204,773
Central	1,801,591	2,762,351	2,901,822
Other - Athletics	988,345	981,874	1,006,383
Total Supporting Services	<u>28,793,652</u>	<u>31,459,343</u>	<u>31,493,754</u>
Community Service/Other	212,802	301,700	314,512
Total Expenditures	<u>83,714,687</u>	<u>89,541,245</u>	<u>88,955,209</u>
Other Financing Sources (Uses):			
Transfers In	379,846	486,646	486,646
Transfers Out	-	-	-
Proceeds from sale of capital assets	1,166	-	-
Total Other Financing Sources (Uses)	<u>381,012</u>	<u>486,646</u>	<u>486,646</u>
Net Change in Fund Balance	2,663,770	4,415	(557,929)
Fund Balance - Beginning of Year	<u>4,783,173</u>	<u>7,446,943</u>	<u>7,446,943</u>
Fund Balance - End of Year	<u>\$ 7,446,943</u>	<u>\$ 7,451,358</u>	<u>\$ 6,889,014</u>


Secretary, Board of Education



Date

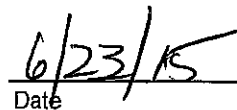
Port Huron Area School District

**Food Service Fund Appropriations Act
Resolution for Adoption by the Board of Education**

Resolved, that the Food Service Fund Appropriations Act for the Port Huron Area School District for the fiscal year ending June 30, 2015 is as follows:

	2013-14 Actual	2014-15 1st Quarter Budget	2014-15 3rd Quarter Budget
Revenue:			
Local Sources	\$ 417,390	\$ 278,550	\$ 218,550
State Sources	146,899	125,000	125,000
Federal Sources	3,577,062	4,210,800	4,210,800
Total Revenue	<u>4,141,351</u>	<u>4,614,350</u>	<u>4,554,350</u>
Expenditures:			
Salaries, wages and fringes	1,235,403	1,510,986	1,507,042
Food and milk	1,864,585	2,350,000	2,350,000
Other	1,003,964	965,030	1,140,030
Total Expenditures	<u>4,103,952</u>	<u>4,826,016</u>	<u>4,997,072</u>
Other Financing Sources (Uses):			
Proceeds from the Sale of Capital Assets	40,216	-	-
Transfers Out	-	-	-
Total Other Financing Sources (Uses)	<u>40,216</u>	<u>-</u>	<u>-</u>
Net Change in Fund Balance	77,615	(211,666)	(442,722)
Fund Balance - Beginning of Year	<u>1,625,102</u>	<u>1,702,717</u>	<u>1,702,717</u>
Fund Balance - End of Year	<u>\$ 1,702,717</u>	<u>\$ 1,491,051</u>	<u>\$ 1,259,995</u>


Secretary, Board of Education


Date