

September 28, 2012

Michigan Department of Treasury
Office of Revenue and Tax Analysis
PO Box 30722
Lansing MI 48909

RE: Compliance Form 4886 for Royal Oak Charter Township, MI Transparency & Accountability

The Royal Oak Charter Township is pleased to submit form 4886 with the required documents per Public Act 200, in compliance with the State of Michigan's Economic Vitality Incentive Program (EVIP).

The Royal Oak Charter Township has chosen to use a web-service for this requirement, and has partnered with Munetrix to showcase our data.

Included with this letter are the required documents for Royal Oak Charter Township's:

- **Citizens Guide Including:**
 - Most recent year end, current budget and 1-year forecast with assumptions
 - Summary of debt, pension and OPEB liabilities
- **Performance Dashboard**
 - Customized per our discretion

We have made the data available to the public via a link on our website; as well we will make available limited quantities of paper copies in our municipality lobby. You will find the confirmation of our website link and various supporting transparency documentation included with this letter.

We look forward to receiving these important EVIP funds from the State of Michigan and trust you will contact us if there are any questions or concerns.

Sincerely,

Gwen Turner
Clerk

Economic Vitality Incentive Program/County Incentive Program Certification of Accountability and Transparency

Issued under authority of 2012 Public Act 200. Filing is mandatory to qualify for payments.

Each city/village/township/county applying for Accountability and Transparency payments must:

1. Certify to the Michigan Department of Treasury (Treasury) that the local unit listed below has produced and made readily available to the public, a citizen's guide, a performance dashboard, and a projected budget report as required by 2012 Public Act 200. The citizen's guide, performance dashboard, and projected budget report shall be made available for public viewing in the clerk's office or posted on a publicly accessible Internet site.
2. Submit to Treasury a citizen's guide, a performance dashboard, and a projected budget report.

City/village/township: This certification, along with a citizen's guide, a performance dashboard, and a projected budget report, **must be received by October 1, 2012** to receive the October and December payments or on or before November 30, 2012 to receive the December payment. Post mark dates will not be considered. For questions, call (517) 373-2697.

County: This certification, along with a citizen's guide, a performance dashboard, and a projected budget report, **must be received by October 1, 2012** (or the first day of a payment month) in order to qualify for that month's payment. Post mark dates will not be considered. For questions, call (517) 373-2697.

PART 1: LOCAL UNIT INFORMATION		
Local Unit Name Royal Oak Charter Township	Local Unit County Name Oakland County	
Local Unit Code 119063	Contact E-Mail Address clerk@royaloaktwp.com	
Contact Name Gwen Turner	Contact Title Clerk	Contact Telephone Number (248) 547-9800
Website Address, if reports are available online		
PART 2: CERTIFICATION		
<i>In accordance with 2012 Public Act 200, the undersigned hereby certifies to Treasury that the above mentioned local unit has produced a citizen's guide, a performance dashboard, and a projected budget report and has made them available for public viewing in the city, village, township, or county clerk's office or has posted them on a publicly accessible Internet site. The citizen's guide, performance dashboard, and projected budget report are attached to this signed certification.</i>		
Chief Administrative Officer Signature (as defined in MCL 141.422b)	Printed Name of Chief Administrative Officer (as defined in MCL 141.422b) Gwen Turner	
Title Clerk	Date September 28, 2012	

Completed and signed form (including required attachments) should be e-mailed to: **TreasRevenueSharing@michigan.gov**

If you are unable to submit via e-mail, mail the completed form and required attachments to:

Michigan Department of Treasury
Office of Revenue and Tax Analysis
PO Box 30722
Lansing MI 48909


TREASURY USE ONLY		
EVIP/CIP Y N	Certification Received	EVIP/CIP Notes
Final Certification	Dashboard Received	
	Citizens Guide Received	
	Projected Budget Report Received	



Charter Township of Royal Oak



21131 GARDENLANE - SECOND FLOOR (Housed in the Ulysses S. Grant School) **FERNDALE, MI 48220-2266 - Phone: 248-547-9800 Fax: 248-547-1415**



William F. Morgan -Supervisor
Gwendolyn W. Turner-Clerk
Cynthia A. Phillips-Treasurer
David Ford- Trustee
Frank Miles, Jr.-Trustee
Donna Squalls-Trustee
Francine Thurman-Trustee

With the collaboration of partners, the Charter Township of Royal Oak will be a premier community, innovative and beautiful, with professional dedication and credibility that will promote health, safety and welfare to each and every one of our citizens. We will continue to energize our citizens so they can help promote a standard of excellence as the Charter Township of Royal Oak continuously move forward to a level beyond everyone's expectation.

Copyright © 2009 • Charter Township of Royal Oak info@royaloaktwp.com

[United States](#) ▶ [Michigan](#) ▶ [01 SEMCOG](#) ▶ [Oakland County](#) ▶ [Royal Oak Township](#)

Name	Type	Fiscal Year End	Population 2010	Phone	Website
Royal Oak Township	Township	December	2,419	(248) 547-9800	http://www.royaloaktwp.com/

Multi-year General Fund Data for Royal Oak Township

Follow Royal Oak Township on: .

Year	Data Status	Fiscal Indicator Score (4)	Population (3)	Operating Millage (2)	General Fund Balance (1)	Governmental Activities Long Term Debt (1)	General Fund Revenues (1)	General Fund Expenditures (1)	Taxable Value (2)
2013	Forecast	6	2,419		\$11,018	\$1,071,752	\$960,207	\$914,248	\$40,399,890
2012	Budget	6	2,419		\$11,018	\$1,071,752	\$960,207	\$914,248	\$40,399,890
2011	Audited	7	2,419	4.21020	\$-34,821	\$1,147,305	\$941,981	\$1,074,339	\$40,399,890
2010	Historic	7	2,419	4.21020	\$-286,416	\$1,075,343	\$1,100,075	\$1,231,444	\$42,280,370
2009	Historic	8	2,706	4.21020	\$-179,348	\$0	\$1,092,762	\$1,300,616	\$46,045,510
2008	Historic	7	2,702	4.21020	\$28,506	\$1,137,038	\$1,625,846	\$1,612,531	\$45,941,130
2007	Historic	7	2,712	4.21020	\$15,179	\$1,197,039	\$1,305,129	\$1,516,933	\$45,847,110
2006	Historic	7	5,446	4.21020	\$201,983	\$1,349,910	\$1,320,761	\$1,510,454	\$43,884,332
2005	Historic								

[United States](#) ▶ [Michigan](#) ▶ [01 SEMCOG](#) ▶ [Oakland County](#) ▶ [Royal Oak Township](#) ▶ **2013**

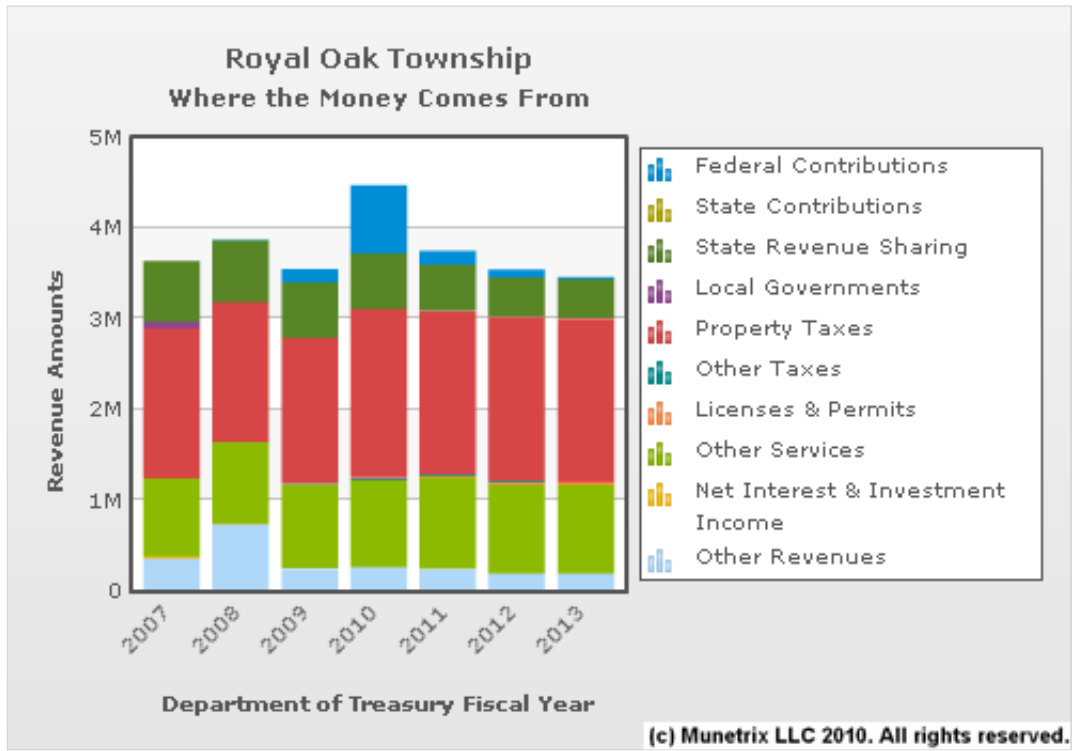
Revenue Categories	All Fund Types	Expense Categories	All Fund Types	Comments	Auditing Procedures Report	Value
Federal	\$25,000	Police Cost	\$688,654	Shared	Population	2,419
State Revenue Sharing	\$431,715	Fire Cost	\$336,538	Shared	General Fund Revenues	\$960,207
State (Other)		General Government	\$728,985		General Fund Expenditures	\$914,248
Other Local Gov'ts		Public Works	\$240,781		Fund Balance	\$11,018
Personal Income Tax		Health & Welfare			Taxable Value	\$40,399,890
Property Taxes	\$1,799,048	Community & Economic Development			Major Fund Deficit	\$293,423
Other Taxes	\$17,372	Recreation & Culture	\$157,629		Governmental Activities Long-term Debt	\$1,071,752
SUB TOTAL	\$2,273,135	Library	\$73,639		Indicator Score	6
Licenses & Permits	\$30,225	Other	\$245,000		Debt & Equity	
Utilities		Utilities	\$940,000			
Sewage & Trash		Debt Service			Undesignated Fund Balance	
		Capital Outlay			Designated Fund Balance	
Parks and recreation					Reserved Fund Balance	
Hospitals		TOTAL EXPENSES	\$3,411,226		Total Cash & Investments	
Other Services	\$980,000	Transfers In	\$0		Total Debt	
		Transfers Out				
TOTAL REVENUE FROM SERVICES	\$1,010,225	Compensation			Unfunded	Liabilities
Net Interest & Investment Income	\$200					
Employee Pensions		Pensioners			Pensions Actuarial Liability	
Other Revenues	\$197,464	Headcount (FTE)			Pension Fund Assets	
TOTAL OTHER REVENUES	\$197,664	Benefits			OPEB Actuarial Liability	
TOTAL REVENUES	\$3,481,024	Wages			OPEB Fund Assets	
Assumptions						

[United States](#) ▶ [Michigan](#) ▶ [01 SEMCOG](#) ▶ [Oakland County](#) ▶ [Royal Oak Township](#) ▶ **2012**

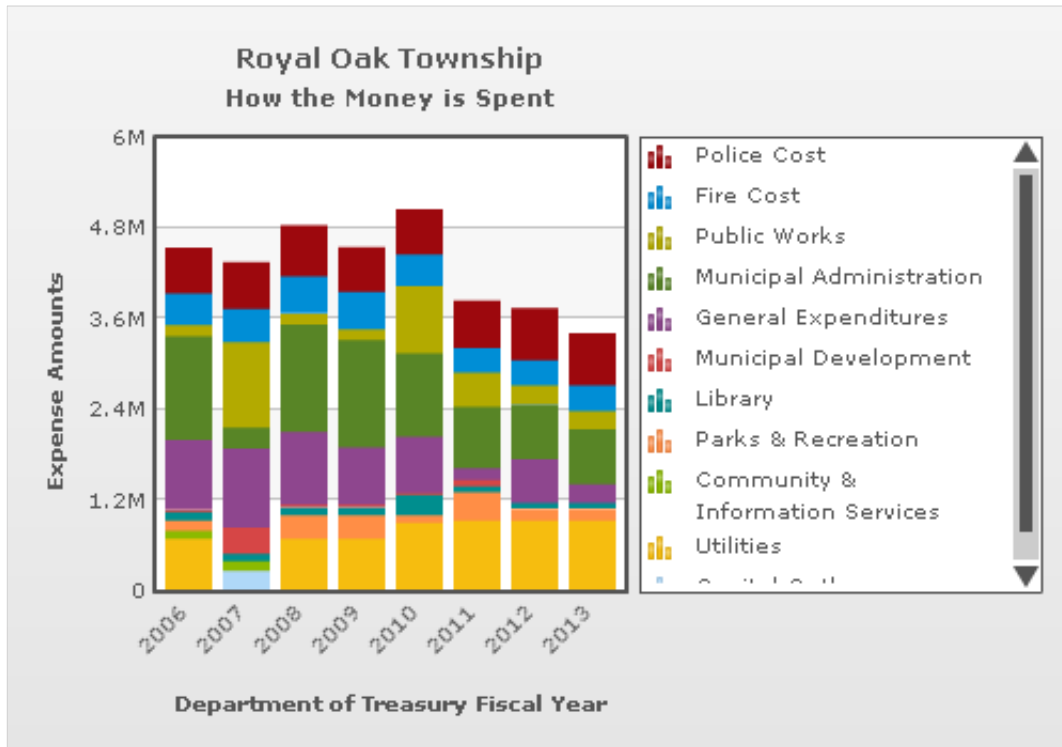
Revenue Categories	All Fund Types	Expense Categories	All Fund Types	Comments	Auditing Procedures Report	Value
Federal	\$90,000	Police Cost	\$688,654	Shared	Population	2,419
State Revenue Sharing	\$431,715	Fire Cost	\$336,538	Shared	General Fund Revenues	\$960,207
State (Other)		General Government	\$728,985		General Fund Expenditures	\$914,248
Other Local Gov'ts		Public Works	\$240,781		Fund Balance	\$11,018
Personal Income Tax		Health & Welfare			Taxable Value	\$40,399,890
Property Taxes	\$1,799,048	Community & Economic Development			Major Fund Deficit	\$293,423
Other Taxes	\$17,372	Recreation & Culture	\$157,629		Governmental Activities Long-term Debt	\$1,071,752
SUB TOTAL	\$2,338,135	Library	\$73,639		Indicator Score	6
Licenses & Permits	\$30,225	Other	\$578,215		Debt & Equity	
Utilities		Utilities	\$940,000			
Sewage & Trash		Debt Service			Undesignated Fund Balance	
		Capital Outlay			Designated Fund Balance	
Parks and recreation					Reserved Fund Balance	
Hospitals		TOTAL EXPENSES	\$3,744,441		Total Cash & Investments	
Other Services	\$980,000	Transfers In	\$93,300		Total Debt	
		Transfers Out				
TOTAL REVENUE FROM SERVICES	\$1,010,225	Compensation			Unfunded	Liabilities
Net Interest & Investment Income	\$200					
Employee Pensions		Pensioners			Pensions Actuarial Liability	
Other Revenues	\$197,464	Headcount (FTE)			Pension Fund Assets	
TOTAL OTHER REVENUES	\$197,664	Benefits			OPEB Actuarial Liability	
TOTAL REVENUES	\$3,546,024	Wages			OPEB Fund Assets	
Notes						

[United States](#) ▶ [Michigan](#) ▶ [01 SEMCOG](#) ▶ [Oakland County](#) ▶ [Royal Oak Township](#) ▶ **2011**

Revenue Categories	All Fund Types	Expense Categories	All Fund Types	Comments	Auditing Procedures Report	Value
Federal	\$154,461	Police Cost	\$625,150	Shared	Population	2,419
State Revenue Sharing	\$508,845	Fire Cost	\$321,572	Shared	General Fund Revenues	\$941,981
State (Other)	\$1,073	General Government	\$811,251		General Fund Expenditures	\$1,074,339
Other Local Gov'ts		Public Works	\$452,853		Fund Balance	-\$34,821
Personal Income Tax		Health & Welfare			Taxable Value	\$40,399,890
Property Taxes	\$1,794,471	Community & Economic Development	\$82,961		Major Fund Deficit	\$34,821
Other Taxes	\$20,845	Recreation & Culture	\$370,703		Governmental Activities Long-term Debt	\$1,147,305
SUB TOTAL	\$2,479,695	Library	\$80,570		Indicator Score	7
Licenses & Permits	\$18,855	Other	\$154,461		Debt & Equity	
Utilities		Utilities	\$940,733			
Sewage & Trash		Debt Service			Undesignated Fund Balance	\$352,629
		Capital Outlay			Designated Fund Balance	
Parks and recreation					Reserved Fund Balance	\$330,902
Hospitals		TOTAL EXPENSES	\$3,840,254		Total Cash & Investments	\$461,033
Other Services	\$1,005,469	Transfers In	\$390,698			
		Transfers Out			Total Debt	\$1,147,305
TOTAL REVENUE FROM SERVICES	\$1,024,324	Compensation			Unfunded	Liabilities
Net Interest & Investment Income	\$649					
Employee Pensions		Pensioners			Pensions Actuarial Liability	\$2,787,594
Other Revenues	\$250,025	Headcount (FTE)			Pension Fund Assets	\$4,500,152
TOTAL OTHER REVENUES	\$250,674	Benefits			OPEB Actuarial Liability	\$0
TOTAL REVENUES	\$3,754,693	Wages			OPEB Fund Assets	\$0
Notes	The Charter Township of Royal Oak no longer provides health insurance benefits for retirees due to budgetary restraints.					



Why it Matters:



Why it Matters:



Dashboard For Royal Oak Charter Township

[View details in the Citizens' Guide](#)

Fiscal Stability			
	FY 2010	FY 2011	Progress
Annual General Fund expenditures per capita	\$509	\$444	↑
Fund balance as % of annual General Fund expenditures	-23.3%	-3.2%	↑
Other Post Employment Benefits % Funded	0%	0%	↔
Pension % Funded	164%	161.4%	↓
Debt burden per capita	\$445	\$474	↓
Public Safety			
	2010	2011	Progress
Crimes against persons per thousand residents	28.9	0	↑
Crimes against property per thousand residents	74	0	↑
Crimes against society per thousand residents	30.2	0	↑
Other crimes per thousand residents	16.1	0	↑
Traffic crashes non-injury	44	38	↑
Traffic crashes injuries or fatalities	22	12	↑
Quality of Life			
	FY 2010	FY 2011	Progress
Acres of park per thousand residents	0%	0%	↔
Percent of General Fund budget committed to arts culture and recreation	8%	34.5%	↑
School District Enrollment			
	2010	2011	Progress
Ferndale Public Schools	3,977	3,934	↓
Oak Park City School District	3,504	3,200	↓