

September 27, 2012

Michigan Department of Treasury
Office of Revenue and Tax Analysis
PO Box 30722
Lansing MI 48909

RE: Compliance Form 4886 for City of Keego Harbor, MI Transparency & Accountability

The City of Keego Harbor is pleased to submit form 4886 with the required documents per Public Act 200, in compliance with the State of Michigan's Economic Vitality Incentive Program (EVIP).

The City of Keego Harbor has chosen to use a web-service for this requirement, and has partnered with Munetrix to showcase our data.

Included with this letter are the required documents for City of Keego Harbor's:

- **Citizens Guide Including:**
 - Most recent year end, current budget and 1-year forecast with assumptions
 - Summary of debt, pension and OPEB liabilities
- **Performance Dashboard**
 - Customized per our discretion

We have made the data available to the public via a link on our website; as well we will make available limited quantities of paper copies in our municipality lobby. You will find the confirmation of our website link and various supporting transparency documentation included with this letter.

We look forward to receiving these important EVIP funds from the State of Michigan and trust you will contact us if there are any questions or concerns.

Sincerely,

Linda Voll
Interim City Manager

Economic Vitality Incentive Program/County Incentive Program Certification of Accountability and Transparency

Issued under authority of 2012 Public Act 200. Filing is mandatory to qualify for payments.

Each city/village/township/county applying for Accountability and Transparency payments must:

1. Certify to the Michigan Department of Treasury (Treasury) that the local unit listed below has produced and made readily available to the public, a citizen's guide, a performance dashboard, and a projected budget report as required by 2012 Public Act 200. The citizen's guide, performance dashboard, and projected budget report shall be made available for public viewing in the clerk's office or posted on a publicly accessible Internet site.
2. Submit to Treasury a citizen's guide, a performance dashboard, and a projected budget report.

City/village/township: This certification, along with a citizen's guide, a performance dashboard, and a projected budget report, **must be received by October 1, 2012** to receive the October and December payments or on or before November 30, 2012 to receive the December payment. Post mark dates will not be considered. For questions, call (517) 373-2697.

County: This certification, along with a citizen's guide, a performance dashboard, and a projected budget report, **must be received by October 1, 2012** (or the first day of a payment month) in order to qualify for that month's payment. Post mark dates will not be considered. For questions, call (517) 373-2697.

PART 1: LOCAL UNIT INFORMATION		
Local Unit Name City of Keego Harbor	Local Unit County Name Oakland County	
Local Unit Code 209063	Contact E-Mail Address clerk@keegoharbor.org	
Contact Name Linda Voll	Contact Title Interim City Manager	Contact Telephone Number (248) 682-1930
Website Address, if reports are available online		
PART 2: CERTIFICATION		
<i>In accordance with 2012 Public Act 200, the undersigned hereby certifies to Treasury that the above mentioned local unit has produced a citizen's guide, a performance dashboard, and a projected budget report and has made them available for public viewing in the city, village, township, or county clerk's office or has posted them on a publicly accessible Internet site. The citizen's guide, performance dashboard, and projected budget report are attached to this signed certification.</i>		
Chief Administrative Officer Signature (as defined in MCL 141.422b)	Printed Name of Chief Administrative Officer (as defined in MCL 141.422b) Linda Voll	
Title Interim City Manager	Date September 27, 2012	

Completed and signed form (including required attachments) should be e-mailed to: **TreasRevenueSharing@michigan.gov**

If you are unable to submit via e-mail, mail the completed form and required attachments to:

Michigan Department of Treasury
Office of Revenue and Tax Analysis
PO Box 30722
Lansing MI 48909

TREASURY USE ONLY		
EVIP/CIP Y N	Certification Received	EVIP/CIP Notes
Final Certification	Dashboard Received	
	Citizens Guide Received	
	Projected Budget Report Received	

[Home](#) | [City Council](#) | [City Boards](#) | [City Departments](#) | [City Charter and Ordinances](#) | [City Meetings](#) | [City Forms](#) | [City Jobs](#) | [City Bids](#) | [Civic Center TV-15 - Television Guide](#) | [Elections](#) | [Events Calendar](#) | [Helpful Links](#) | [Maps](#) | [Master Plans](#) | [Newsletters](#) | [Notices and Public Hearing](#) | [NSP](#) | [Official Site](#) | [Property Tax Online Forms](#)

City of Keego Harbor

Search

Full Site

This Section

[Search Tips](#)

Welcome to the City of Keego Harbor's Website



City Hall - 2025
Beechmont, Keego Harbor MI 48320
Telephone 248-682-1930
Fax 248-682-2008
Hours: Mon-Fri 8:00AM to 5:00PM



City Council

Police Dept : 2025
Beechmont, Keego Harbor, MI48320
Hours: Mon-Fri 8:00AM to 3:00PM

Police Phone Numbers: Emergency (anytime): 911
Non-emergency:(business hrs): 248-682-3030
(after hrs): 248-975-9200

Gun Permits - Please call 24 hours prior for an appointment.

City Planner Brian Oppmann
available Thursdays 9am-1pm

After numerous years of Service, Dangerous Building Hearing Officer Daniel Plantus is resigning. Mr. Plantus will continue to serve the City of Keego Harbor until we find a replacement. Requirements for the Dangerous Building Hearing

Officers are: experience in housing matters and a knowledge of building codes. An engineering background and some experience as a building contractor and/or building inspector will be most helpful. This is a volunteer position that meets approximately twice a year. The officer will need to attend a limited number of council meetings. If interested, please contact the city manager.

Subscribe to the Newsletter by emailing: newsletter@keegoharbor.org "subscribe" in the subject line



VOLUNTEER TO ANSWER THE PHONES FROM 7:30 P.M. - 8:00 P.M. ON THE THIRD THURSDAY OF EVERY MONTH FOR COUNCIL MEETING NEEDED. IF YOU ARE INTERESTED CONTACT CITY HALL AT 248-682-1930

Want to see something on the site, contact Interim City Manager, Clerk/Treasurer Linda Voll clerk@keegoharbor.org



Founding Father
Joseph Sawyer

 [2012 Summer Tax Notice Publication](#)

[Home](#) | [City Council](#) | [City Boards](#) | [City Departments](#) | [City Charter and Ordinances](#) | [City Meetings](#) | [City Forms](#) | [City Jobs](#) | [City Bids](#) | [Civic Center TV-15 - Television Guide](#) | [Elections](#) | [Events Calendar](#) | [Helpful Links](#) | [Maps](#) | [Master Plans](#) | [Newsletters](#) | [Notices and Public Hearing](#) | [NSP](#) | [Official Site](#) | [Property Tax Online Forms](#)

powered by GovOffice.com

United States ▶ **Michigan** ▶ **01 SEMCOG** ▶ **Oakland County** ▶ **Keego Harbor**

Name	Type	Fiscal Year End	Population 2010	Phone	Website
Keego Harbor	City	June	2,970	(248) 682-1930	http://www.keegoharbor.org/

Multi-year General Fund Data for Keego Harbor

Follow Keego Harbor on: 

Year	Data Status	Fiscal Indicator Score (4)	Population (3)	Operating Millage (2)	General Fund Balance (1)	Governmental Activities Long Term Debt (1)	General Fund Revenues (1)	General Fund Expenditures (1)	Taxable Value (2)
2013	Forecast		2,970	13.37990	\$770,890		\$1,735,558	\$1,714,161	\$77,657,666
2012	Budget		2,970	13.33752	\$780,970		\$1,859,500	\$1,776,217	\$80,059,450
2011	Historic	4	2,970	12.46160	\$674,963	\$2,224,010	\$2,369,894	\$3,337,560	\$85,080,780
2010	Historic	3	2,970	12.46160	\$523,412	\$2,246,930	\$2,152,472	\$2,076,860	\$95,465,730
2009	Historic	3	2,845	12.46160	\$447,800	\$2,481,525	\$2,224,115	\$2,355,679	\$108,400,370
2008	Historic	2	2,838	13.18170	\$579,364	\$2,623,437	\$2,272,982	\$2,173,558	\$115,894,820
2007	Historic	1	2,842	13.36980	\$479,940	\$3,735,775	\$2,132,081	\$2,010,455	\$114,592,380
2006	Historic	2	2,769	13.48230	\$358,914	\$3,769,802	\$2,048,370	\$2,056,928	\$104,981,500

[United States](#) ▶ [Michigan](#) ▶ [01 SEMCOG](#) ▶ [Oakland County](#) ▶ [Keego Harbor](#) ▶ **2013**

Revenue Categories	All Fund Types	Expense Categories	All Fund Types	Comments	Auditing Procedures Report	Value
Federal		Police Cost	\$607,317	Internal	Population	2,970
State Revenue Sharing	\$200,500	Fire Cost	\$280,709	Township	General Fund Revenues	\$1,735,558
State (Other)		General Government	\$488,838		General Fund Expenditures	\$1,714,161
Other Local Gov'ts		Public Works	\$551,561		Fund Balance	\$770,890
Personal Income Tax		Health & Welfare	\$4,125		Taxable Value	\$77,657,666
Property Taxes	\$1,051,490	Community & Economic Development	\$55,255		Major Fund Deficit	\$0
Other Taxes		Recreation & Culture	\$9,250		Governmental Activities Long-term Debt	
SUB TOTAL	\$1,251,990	Library	\$24,000		Indicator Score	
Licenses & Permits		Other	\$1,000		Debt & Equity	
Utilities		Utilities				
Sewage & Trash		Debt Service	\$123,355		Undesignated Fund Balance	
		Capital Outlay	\$15,000		Designated Fund Balance	
Parks and recreation					Reserved Fund Balance	
Hospitals		TOTAL EXPENSES	\$2,160,410		Total Cash & Investments	
Other Services	\$209,839	Transfers In	\$123,955			
		Transfers Out	\$123,730		Total Debt	
TOTAL REVENUE FROM SERVICES	\$209,839	Compensation			Unfunded Liabilities	
Net Interest & Investment Income	\$4,005					
Employee Pensions		Pensioners			Pensions Actuarial Liability	
Other Revenues	\$877,820	Headcount (FTE)			Pension Fund Assets	
TOTAL OTHER REVENUES	\$881,825	Benefits			OPEB Actuarial Liability	
TOTAL REVENUES	\$2,343,654	Wages			OPEB Fund Assets	
Assumptions	Input assumes a decline in taxable value of 5.9%, as well as, a slight increase in operating millage. Police union contract was extended one year with existing terms. Administrative employees are contributing to Health Care Benefits. Additionally, administrative staff pension plan, and other benefits were reduced.					

[United States](#) ▶ [Michigan](#) ▶ [01 SEMCOG](#) ▶ [Oakland County](#) ▶ [Keego Harbor](#) ▶ **2012**

Revenue Categories	All Fund Types	Expense Categories	All Fund Types	Comments	Auditing Procedures Report	Value
Federal		Police Cost	\$705,219	Internal	Population	2,970
State Revenue Sharing	\$200,500	Fire Cost	\$260,313	Township	General Fund Revenues	\$1,859,500
State (Other)		General Government	\$486,274		General Fund Expenditures	\$1,776,217
Other Local Gov'ts		Public Works	\$569,958		Fund Balance	\$780,970
Personal Income Tax		Health & Welfare	\$4,156		Taxable Value	\$80,059,450
Property Taxes	\$1,126,031	Community & Economic Development	\$114,500		Major Fund Deficit	\$0
Other Taxes		Recreation & Culture	\$10,381		Governmental Activities Long-term Debt	
SUB TOTAL	\$1,326,531	Library	\$25,524		Indicator Score	
Licenses & Permits		Other	\$13,863		Debt & Equity	
Utilities		Utilities				
Sewage & Trash		Debt Service	\$121,355		Undesignated Fund Balance	
		Capital Outlay	\$6,635		Designated Fund Balance	
Parks and recreation					Reserved Fund Balance	
Hospitals		TOTAL EXPENSES	\$2,318,178		Total Cash & Investments	
Other Services	\$273,881	Transfers In	\$123,100			
		Transfers Out	\$123,100		Total Debt	
TOTAL REVENUE FROM SERVICES	\$273,881	Compensation			Unfunded Liabilities	
Net Interest & Investment Income	\$5,090					
Employee Pensions	\$-16	Pensioners			Pensions Actuarial Liability	
Other Revenues	\$1,015,840	Headcount (FTE)			Pension Fund Assets	
TOTAL OTHER REVENUES	\$1,020,914	Benefits			OPEB Actuarial Liability	
TOTAL REVENUES	\$2,621,326	Wages			OPEB Fund Assets	
Notes						

[United States](#) ▶ [Michigan](#) ▶ [01 SEMCOG](#) ▶ [Oakland County](#) ▶ [Keego Harbor](#) ▶ **2011**

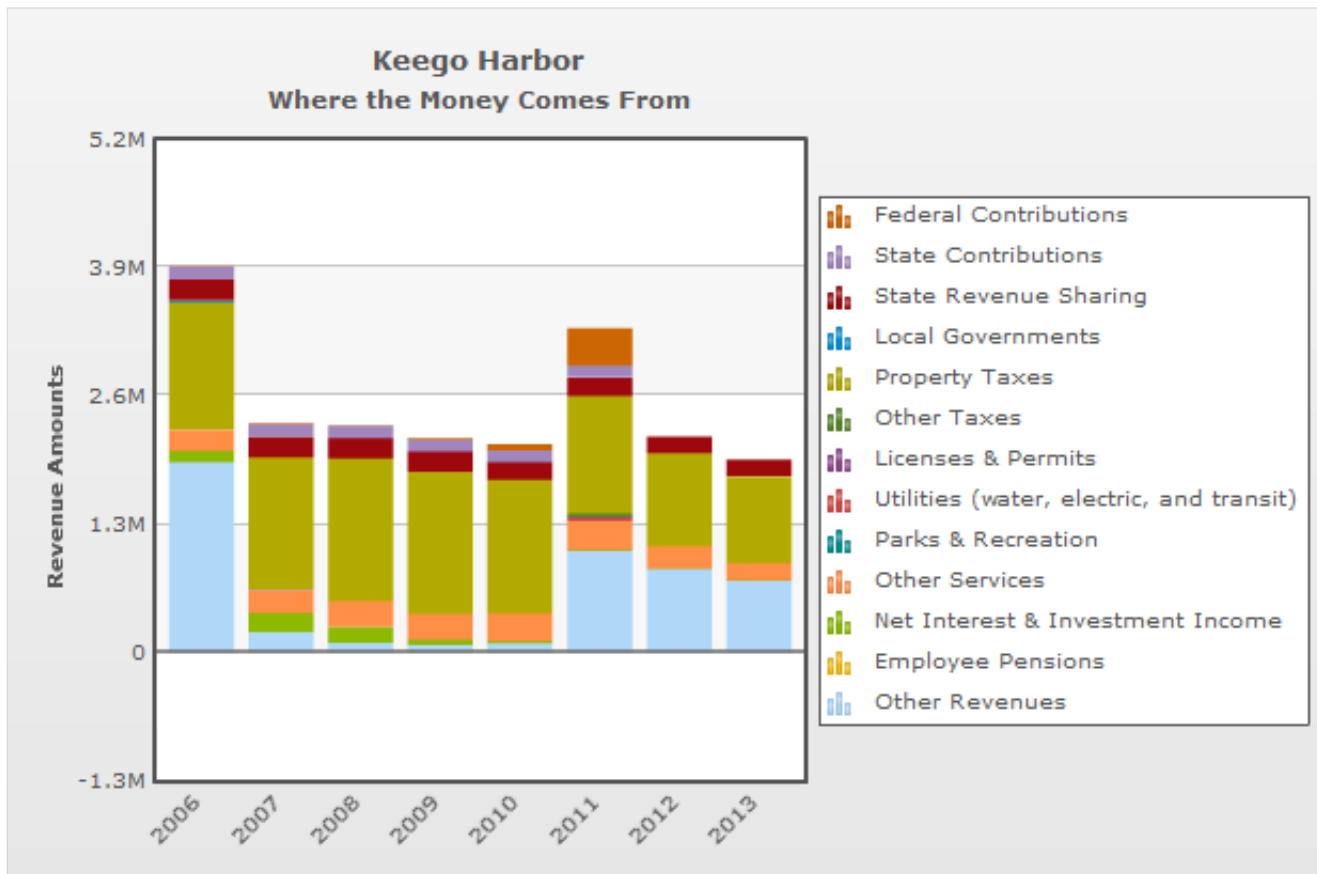
Revenue Categories	All Fund Types	Expense Categories	All Fund Types	Comments	Auditing Procedures Report	Value
Federal	\$450,701	Police Cost	\$592,477	Internal	Population	2,970
State Revenue Sharing	\$222,628	Fire Cost	\$260,313	Township	General Fund Revenues	\$2,369,894
State (Other)	\$141,999	General Government	\$403,539		General Fund Expenditures	\$3,337,560
Other Local Gov'ts	\$179	Public Works	\$379,330		Fund Balance	\$674,963
Personal Income Tax	\$0	Health & Welfare	\$600		Taxable Value	\$85,080,780
Property Taxes	\$1,424,983	Community & Economic Development	\$506,758		Major Fund Deficit	\$0
Other Taxes	\$47,875	Recreation & Culture	\$27,705		Governmental Activities Long-term Debt	\$2,224,010
SUB TOTAL	\$2,288,365	Library	\$28,640		Indicator Score	4
Licenses & Permits	\$3,432	Other	\$97,135		Debt & Equity	
Utilities	\$40,250	Utilities				
Sewage & Trash	\$0	Debt Service	\$1,303,749		Undesignated Fund Balance	\$715,857
		Capital Outlay	\$272,168		Designated Fund Balance	
Parks and recreation	\$270				Reserved Fund Balance	\$640,699
Hospitals	\$0	TOTAL EXPENSES	\$3,872,414		Total Cash & Investments	\$1,333,674
Other Services	\$348,742	Transfers In	\$267,990			
		Transfers Out	\$267,990		Total Debt	
TOTAL REVENUE FROM SERVICES	\$392,694	Compensation			Unfunded Liabilities	
Net Interest & Investment Income	\$12,744					
Employee Pensions	\$2,250	Pensioners			Pensions Actuarial Liability	\$3,615,608
Other Revenues	\$1,238,104	Headcount (FTE)			Pension Fund Assets	\$2,413,574
TOTAL OTHER REVENUES	\$1,253,098	Benefits			OPEB Actuarial Liability	\$230,746
TOTAL REVENUES	\$3,934,157	Wages			OPEB Fund Assets	\$0
Notes						

Debt per Capita

Debt Item	2010	2011	2012
Bonds & contracts payable	\$744	\$737	\$705
Capital leases	\$0	\$0	\$0
Other contractual debt	\$0	\$0	\$0
	\$744	\$737	\$705

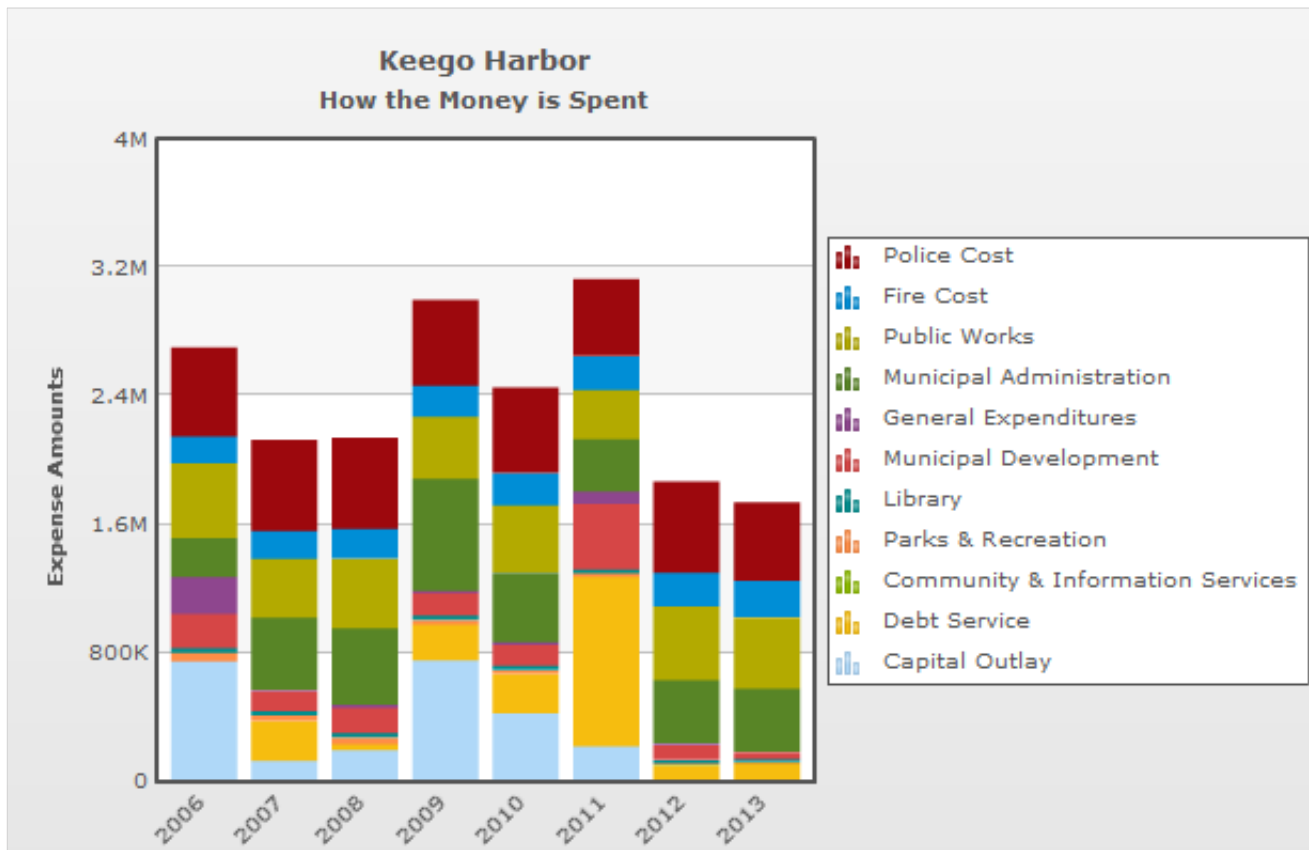
Debt Item	2010	2011	2012
Employee compensated absences	\$13	\$11	\$12
Landfill closure & postclosure care	\$0	\$0	\$0
Uninsured losses	\$0	\$0	\$0
Other claims & contingencies	\$0	\$0	\$0

Debt Item	2010	2011	2012
Total Long-term debt	\$757	\$748	\$717



Why it Matters: Revenue is generated from the tax dollars we receive from residents and businesses which are generated from our millage rate multiplied by property valuations. Revenue is also generated from other sources such as State and Federal grants, permits, fees, water and sewer charges, parking fees and citations. (n036)

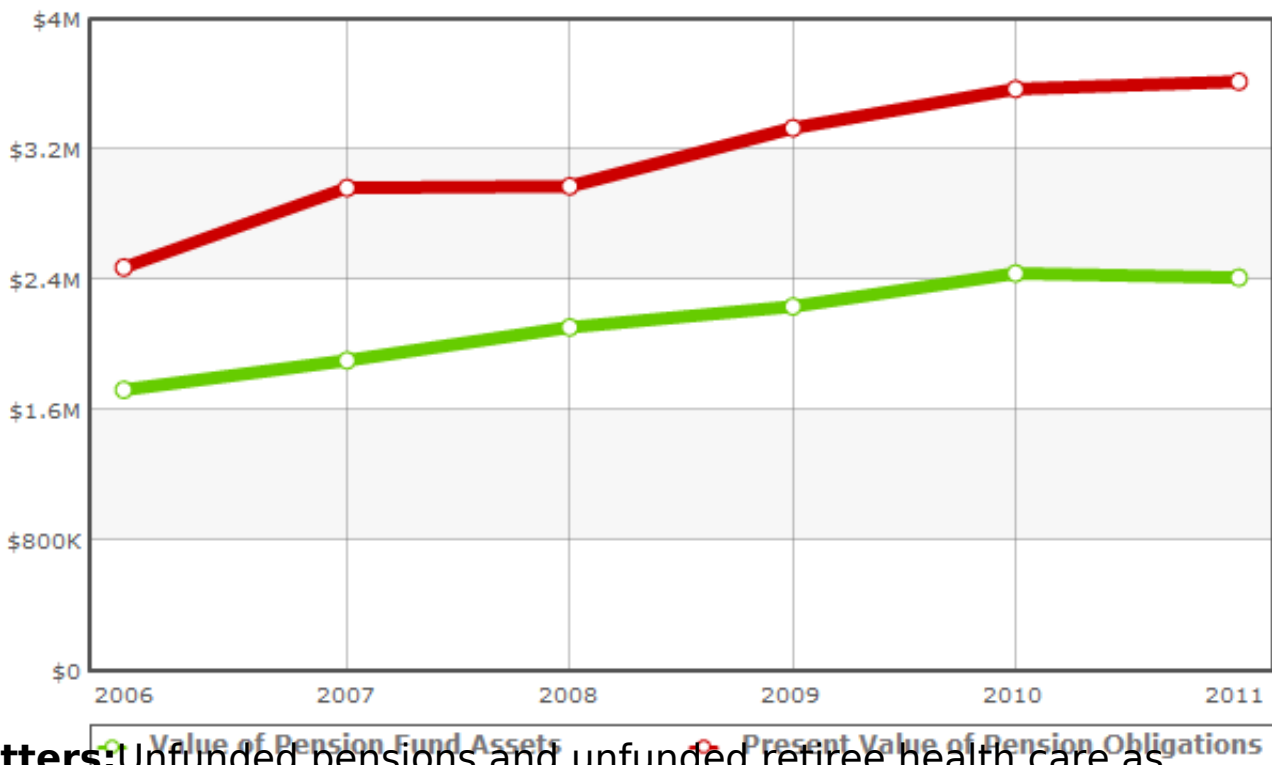
Notes About the Data: Historical Revenue & Expense data has been loaded from the F65 forms that each municipality files with the State of Michigan and includes all fund types: **General Fund, Other Government Funds, Enterprise and Component Unit** . Current & Future Year data is loaded from the community's own budget or forecast projections and typically only include: **General and other Governmental Funds**. (n016)



Why it Matters: Just like you, expenses pay the bills. As a service provider for the community, expenses cover the costs associated with running the government and keeping the city clean, safe and to maintain the quality of life we enjoy as residents. (n037)

Notes About the Data: Historical Revenue & Expense data has been loaded from the F65 forms that each municipality files with the State of Michigan and includes all fund types: **General Fund, Other Government Funds, Enterprise and Component Unit**. Current & Future Year data is loaded from the community's own budget or forecast projections and typically only include: **General and other Governmental Funds**. (n016)

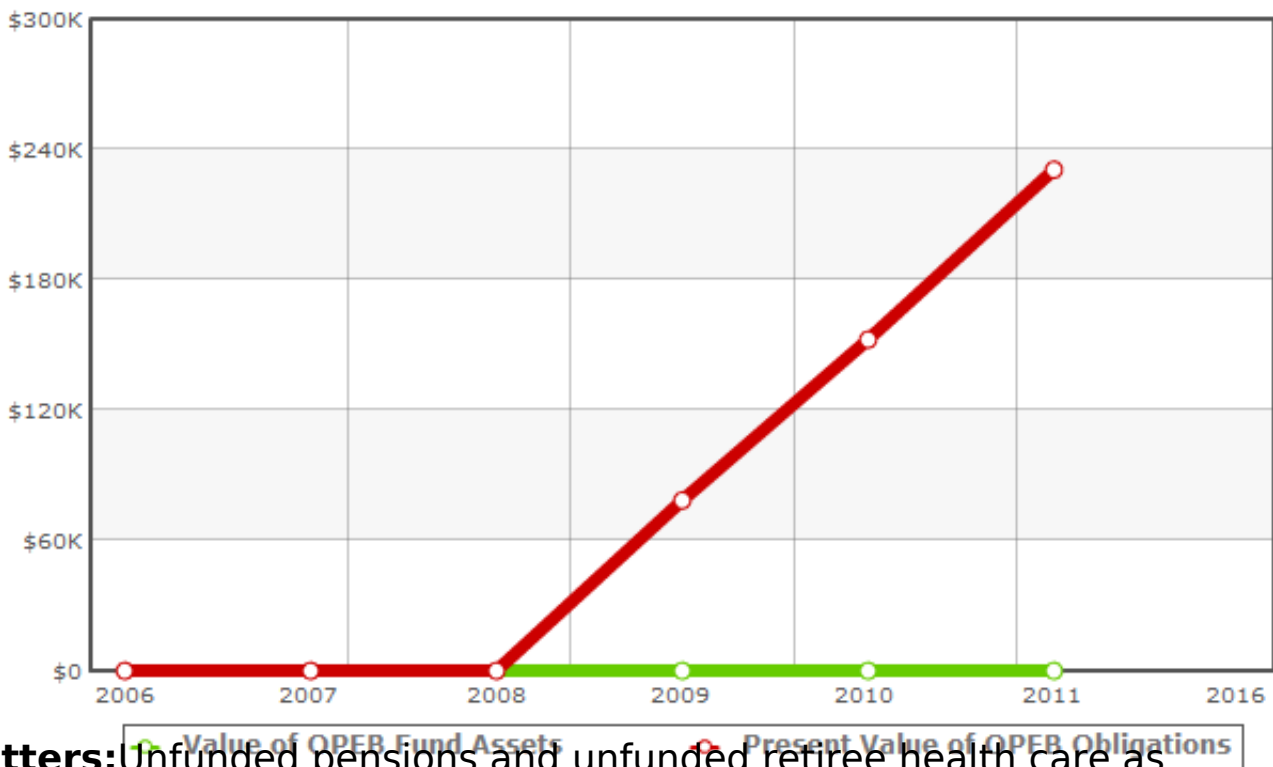
City of Keego Harbor Pension Fund Status



Why it Matters: Unfunded pensions and unfunded retiree health care as shown here are determined based on actuarial assessments of asset values and long-term liabilities. Even a "fully-funded" pension system according to annual required contributions (ARC) could be underfunded in a given year, depending on market conditions. (n031)

Notes About the Data: This information is generally found in the footnote disclosures of your municipality's annual financial statements; it is also available in your community's actuarial valuations. (n033)

City of Keego Harbor Other Post-Employment Benefit Fund Status



Why it Matters: Unfunded pensions and unfunded retiree health care as shown here are determined based on actuarial assessments of asset values and long-term liabilities. Even a "fully-funded" pension system according to annual required contributions (ARC) could be underfunded in a given year, depending on market conditions. (n031)

Notes About the Data: This information is generally found in the footnote disclosures of your municipality's annual financial statements; it is also available in your community's actuarial valuations. (n033)



Dashboard For City of Keego Harbor

[View details in the Citizens' Guide](#)

Fiscal Stability			
	FY 2010	FY 2011	Progress
Annual General Fund expenditures per capita	\$699	\$1,124	↓
Fund balance as % of annual General Fund expenditures	25.2%	20.2%	↓
Other Post Employment Benefits % Funded	0%	0%	↔
Pension % Funded	68.3%	66.8%	↓
Debt burden per capita	\$384	\$0	↑
Public Safety			
	2010	2011	Progress
Crimes against persons per thousand residents	15.8	15.8	↔
Crimes against property per thousand residents	27.9	29	↓
Crimes against society per thousand residents	27.6	30	↓
Other crimes per thousand residents	9.8	11.1	↓
Traffic crashes non-injury	74	81	↓
Traffic crashes injuries or fatalities	21	10	↑
Quality of Life			
	FY 2010	FY 2011	Progress
Acres of park per thousand residents	0%	0%	↔
Percent of General Fund budget committed to arts culture and recreation	1.3%	0.8%	↓
Public Library Services Available per Capita	1,000	1,000	↔
School District Enrollment			
	2010	2011	Progress
West Bloomfield School District	6,905	6,811	↓