

October 01, 2012

Michigan Department of Treasury  
Office of Revenue and Tax Analysis  
PO Box 30722  
Lansing MI 48909

**RE: Compliance Form 4886 for City of Clawson, MI Transparency & Accountability**

The City of Clawson is pleased to submit form 4886 with the required documents per Public Act 200, in compliance with the State of Michigan's Economic Vitality Incentive Program (EVIP).

The City of Clawson has chosen to use a web-service for this requirement, and has partnered with Munetrix to showcase our data.

**Included with this letter are the required documents for City of Clawson's:**

- **Citizens Guide Including:**
  - Most recent year end, current budget and 1-year forecast with assumptions
  - Summary of debt, pension and OPEB liabilities
- **Performance Dashboard**
  - Customized per our discretion

We have made the data available to the public via a link on our website; as well we will make available limited quantities of paper copies in our municipality lobby. You will find the confirmation of our website link and various supporting transparency documentation included with this letter.

We look forward to receiving these important EVIP funds from the State of Michigan and trust you will contact us if there are any questions or concerns.

Sincerely,



Mark Pollock  
City Manager/Finance Director

## Economic Vitality Incentive Program/County Incentive Program Certification of Accountability and Transparency


Issued under authority of 2012 Public Act 200. Filing is mandatory to qualify for payments.

Each city/village/township/county applying for Accountability and Transparency payments must:

1. Certify to the Michigan Department of Treasury (Treasury) that the local unit listed below has produced and made readily available to the public, a citizen's guide, a performance dashboard, and a projected budget report as required by 2012 Public Act 200. The citizen's guide, performance dashboard, and projected budget report shall be made available for public viewing in the clerk's office or posted on a publicly accessible Internet site.
2. Submit to Treasury a citizen's guide, a performance dashboard, and a projected budget report.

**City/village/township:** This certification, along with a citizen's guide, a performance dashboard, and a projected budget report, **must be received by October 1, 2012** to receive the October and December payments or on or before November 30, 2012 to receive the December payment. Post mark dates will not be considered. For questions, call (517) 373-2697.

**County:** This certification, along with a citizen's guide, a performance dashboard, and a projected budget report, **must be received by October 1, 2012** (or the first day of a payment month) in order to qualify for that month's payment. Post mark dates will not be considered. For questions, call (517) 373-2697.

PART 1: LOCAL UNIT INFORMATION		
Local Unit Name City of Clawson	Local Unit County Name Oakland County	
Local Unit Code 204063	Contact E-Mail Address mpollock@cityofclawson.com	
Contact Name Mark Pollock	Contact Title City Manager/Finance Director	Contact Telephone Number (248) 435-4500
Website Address, if reports are available online		
PART 2: CERTIFICATION		
<i>In accordance with 2012 Public Act 200, the undersigned hereby certifies to Treasury that the above mentioned local unit has produced a citizen's guide, a performance dashboard, and a projected budget report and has made them available for public viewing in the city, village, township, or county clerk's office or has posted them on a publicly accessible Internet site. The citizen's guide, performance dashboard, and projected budget report are attached to this signed certification.</i>		
Chief Administrative Officer Signature (as defined in MCL 141.422b) 	Printed Name of Chief Administrative Officer (as defined in MCL 141.422b) Mark Pollock	
Title City Manager/Finance Director	Date October 01, 2012	

Completed and signed form (including required attachments) should be e-mailed to: [TreasRevenueSharing@michigan.gov](mailto:TreasRevenueSharing@michigan.gov)

If you are unable to submit via e-mail, mail the completed form and required attachments to:

Michigan Department of Treasury  
Office of Revenue and Tax Analysis  
PO Box 30722  
Lansing MI 48909

TREASURY USE ONLY		
EVIP/CIP Y N	Certification Received	EVIP/CIP Notes
Final Certification	Dashboard Received	
	Citizens Guide Received	
	Projected Budget Report Received	



- Finance Department
- Investing In Clawson
- City Dashboard
- Employee Comp-EVIP III

Home >> Our Government >> City Manager >> City Dashboard

## What is a Dashboard?

Your car's dashboard is a visual display of the status of your vehicle—speed, oil pressure, mileage, etc. Similarly, the city's financial dashboard displays the status of the city's finances. Governor Snyder has tied some of our Statutory State Shared Revenue to transparency and service sharing. We currently share dispatch and jail services with Troy. We also have interlocal reciprocal service agreements with Royal Oak and Troy for police and fire services. We also utilize Oakland County for our animal control and tax/assessing services.

Through retirement attrition we have reduced our full time work force from 62 in 2001 to 47 in 2011 and yet we still provide the same excellent services to our residents as we did back in 2001. We continue to look at local and regional consolidation to give our taxpayers the most bang for their buck.

You can click on the Munetrix link below to view Clawson's statistical information and financial information. The Dashboard shows statistical trends on the following items:

- Fiscal stability
- Economic strength
- Crime Rate; and
- Overall quality of life

[2012-2013 Budget](#)

[2011-2012 Budget](#)

As always, if you have any questions about city finances feel free to contact the City Manager/Finance Director.



## What is Munetrix?

Munetrix™ Citizens's Guide to Finances and Dashboard Munetrix is a web based information source designed to give easy-to-understand access to sometimes confusing financial information for municipal governments. The tool allows for building long-term financial forecasts and trend analysis including fiscal indicator scores, best-practice benchmarking and peer group comparisons.

City of Clawson, 425 N. Main, Clawson, MI 48017 :: Tel (248)   

435-4500 ::

Hours, 7:30am-5:30pm Monday-Thursday

© City of Clawson. All Rights Reserved.

[cityofclawson.com](http://cityofclawson.com)

Powered By [Revize Login](#)



[United States](#) ▶ [Michigan](#) ▶ [01 SEMCOG](#) ▶ [Oakland County](#) ▶ **Clawson**

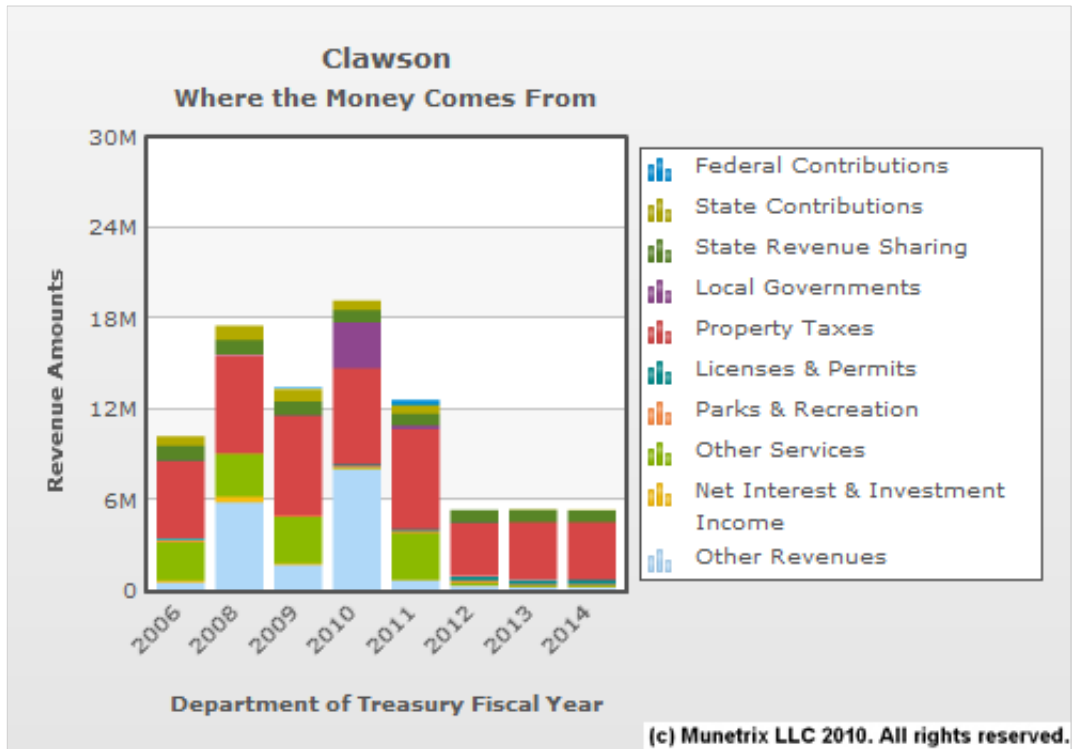
Name	Type	Fiscal Year End	Population 2010	Phone	Website
<a href="#">Clawson</a>	City	June	11,825	(248) 435-4500	<a href="http://www.cityofclawson.com/">http://www.cityofclawson.com/</a>

**Multi-year General Fund Data for Clawson**

*Follow Clawson on:* .

Year	Data Status	Fiscal Indicator Score (4)	Population (3)	Operating Millage (2)	General Fund Balance (1)	Governmental Activities Long Term Debt (1)	General Fund Revenues (1)	General Fund Expenditures (1)	Taxable Value (2)
<a href="#">2014</a>	Forecast	3	11,825	10.76020	\$1,548,746	\$19,460,000	\$6,609,000	\$6,779,000	\$308,000,000
<a href="#">2013</a>	Budget	4	11,825	10.76020	\$1,718,746	\$20,385,000	\$6,618,350	\$6,664,995	\$308,000,000
<a href="#">2012</a>	Unaudited	5	11,825	10.76020	\$1,765,391	\$21,245,000	\$6,556,526	\$6,613,915	\$309,685,340
<a href="#">2011</a>	Historic	5	11,825	10.76020	\$1,808,002	\$22,050,000	\$6,759,628	\$7,008,796	\$328,546,220
<a href="#">2010</a>	Historic	5	11,825	10.76020	\$2,078,170	\$22,861,956	\$7,166,341	\$7,672,548	\$359,873,780
<a href="#">2009</a>	Historic	3	12,185	10.76020	\$2,614,377	\$16,050,000	\$7,571,171	\$7,486,346	\$400,519,920
<a href="#">2008</a>	Historic	2	12,157	18.80750	\$2,510,552	\$15,875,781	\$7,688,572	\$7,163,962	\$408,484,640
<a href="#">2007</a>	Historic	1	12,269	18.46700	\$1,965,942	\$10,042,156	\$7,590,493	\$6,830,262	\$407,597,860
<a href="#">2006</a>	Historic	2	12,732	15.83520	\$1,185,711	\$635,979	\$7,103,387	\$6,509,732	\$391,804,375

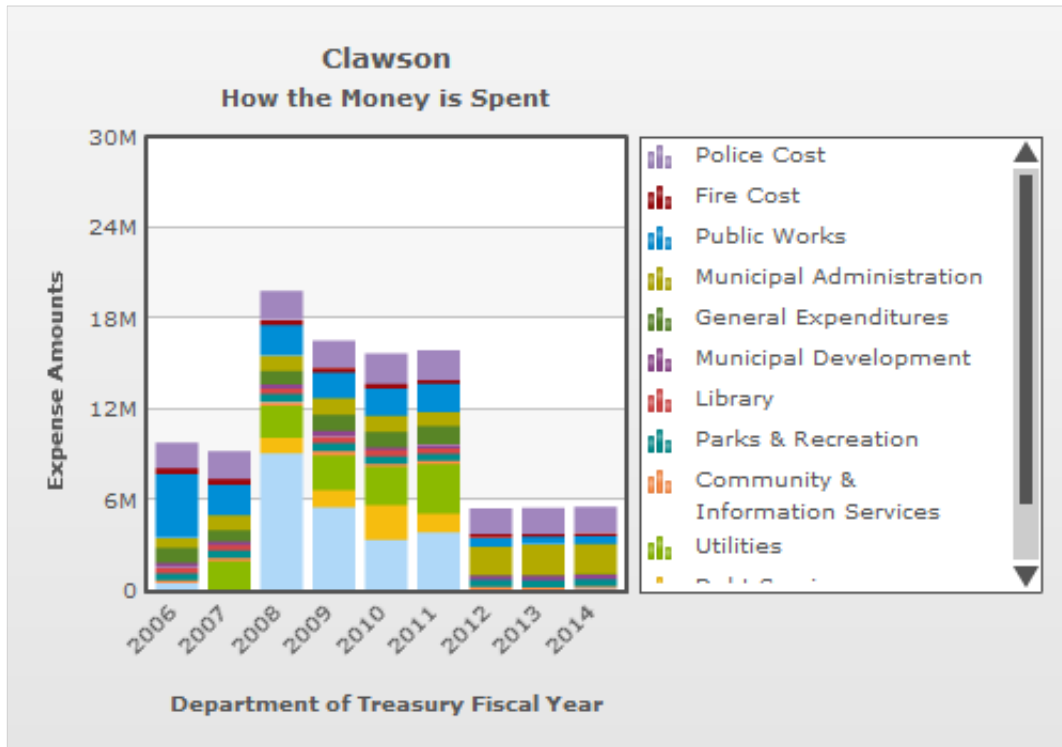
## Revenues



**Why it Matters:** Revenue is generated from the tax dollars we receive from residents and businesses which are generated from our millage rate multiplied by property valuations. Revenue is also generated from other sources such as State and Federal grants, permits, fees, water and sewer charges, parking fees and citations. (n036)

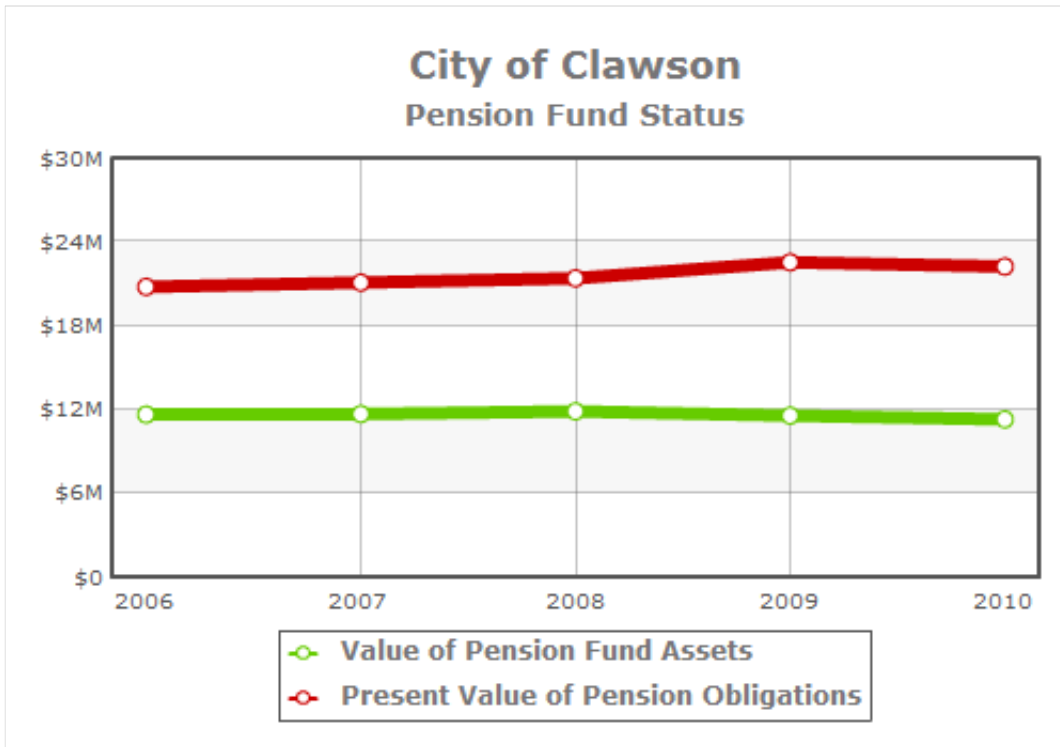
**Notes About the Data:** Historical Revenue & Expense data has been loaded from the F65 forms that each municipality files with the State of Michigan and includes all fund types: **General Fund, Other Government Funds, Enterprise and Component Unit**. Current & Future Year data is loaded from the community's own budget or forecast projections and typically only include: **General and other Governmental Funds**. (n016)

## Expenses



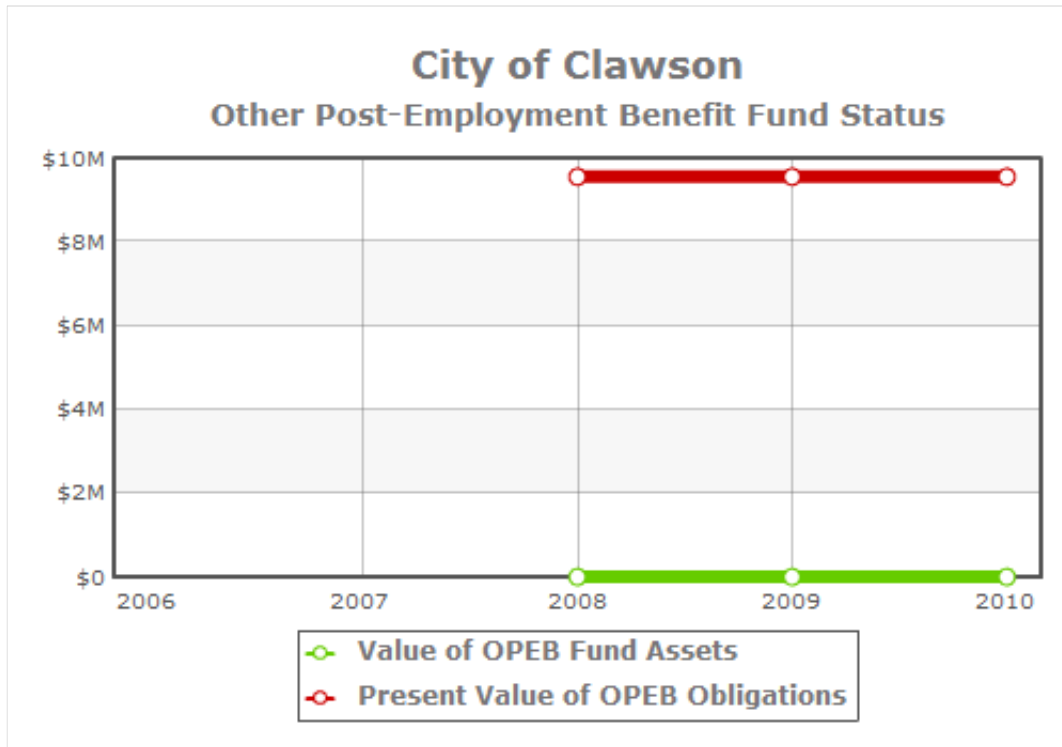
**Why it Matters:** Just like you, expenses pay the bills. As a service provider for the community, expenses cover the costs associated with running the government and keeping the city clean, safe and to maintain the quality of life we enjoy as residents. (n037)

**Notes About the Data:** Historical Revenue & Expense data has been loaded from the F65 forms that each municipality files with the State of Michigan and includes all fund types: **General Fund, Other Government Funds, Enterprise and Component Unit**. Current & Future Year data is loaded from the community's own budget or forecast projections and typically only include: **General and other Governmental Funds**. (n016)



**Why it Matters:** Unfunded pensions and unfunded retiree health care as shown here are determined based on actuarial assessments of asset values and long-term liabilities. Even a "fully-funded" pension system according to annual required contributions (ARC) could be underfunded in a given year, depending on market conditions. (n031)

**Notes About the Data:** This information is generally found in the footnote disclosures of your municipality's annual financial statements; it is also available in your community's actuarial valuations. (n033)



**Why it Matters:** Unfunded pensions and unfunded retiree health care as shown here are determined based on actuarial assessments of asset values and long-term liabilities. Even a "fully-funded" pension system according to annual required contributions (ARC) could be underfunded in a given year, depending on market conditions. (n031)

**Notes About the Data:** This information is generally found in the footnote disclosures of your municipality's annual financial statements; it is also available in your community's actuarial valuations. (n033)





## Dashboard For City of Clawson

[View details in the Citizens' Guide](#)

<b>Fiscal Stability</b>			
	FY 2010	FY 2011	Progress
Annual General Fund expenditures per capita	\$649	\$593	↑
Fund balance as % of annual General Fund expenditures	27.1%	25.8%	↓
Other Post Employment Benefits % Funded	0%	0%	↔
Pension % Funded	50.8%	0%	↓
Debt burden per capita	\$0	\$0	↔
<b>Public Safety</b>			
	2010	2011	Progress
Crimes against persons per thousand residents	9	7.1	↑
Crimes against property per thousand residents	16.6	15.6	↑
Crimes against society per thousand residents	13.4	13	↑
Other crimes per thousand residents	4.1	4.1	↔
Traffic crashes non-injury	160	152	↑
Traffic crashes injuries or fatalities	35	31	↑
<b>Quality of Life</b>			
	FY 2010	FY 2011	Progress
Acres of park per thousand residents	0%	0%	↔
Percent of General Fund budget committed to arts culture and recreation	7.5%	8.2%	↑
<b>School District Enrollment</b>			
	2010	2011	Progress
Clawson Public Schools	1,814	1,861	↑